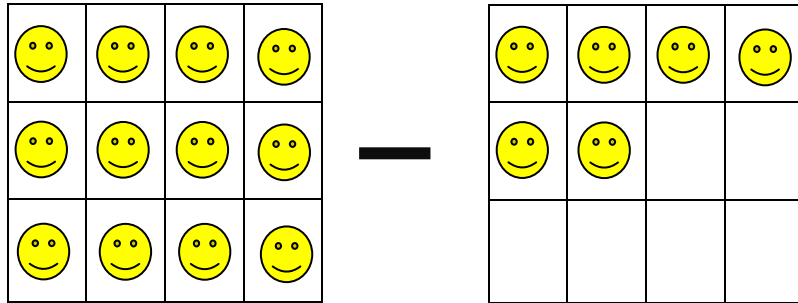

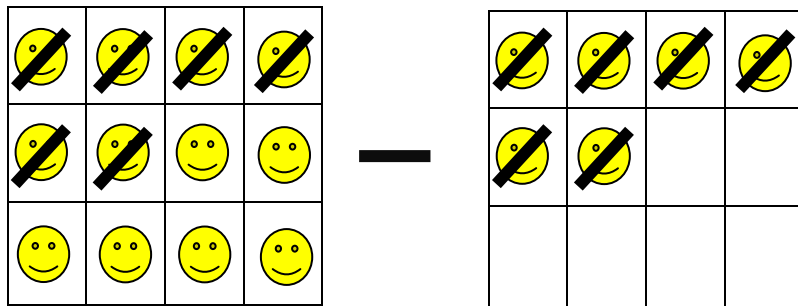


Subtracting Numbers with Figures Lesson

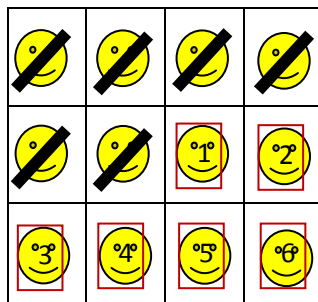
Happy many happy faces are left after you subtract?



Explanation: Subtraction is basically removing a number of things from a starting number. In this case, we need to remove the same number of happy faces in both boxes. Cross all the happy faces out in the right box and when you do cross out the same number of happy faces in the first box:



Now all we need to do is count how many happy faces are not crossed out:



There are 6 happy faces left.