

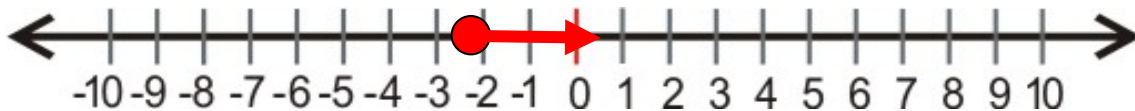
Name \_\_\_\_\_

Date \_\_\_\_\_

### Using a Numbers Line to Subtract Lesson and Practice

Subtract the numbers on number line.

$$-2 - (-3)$$



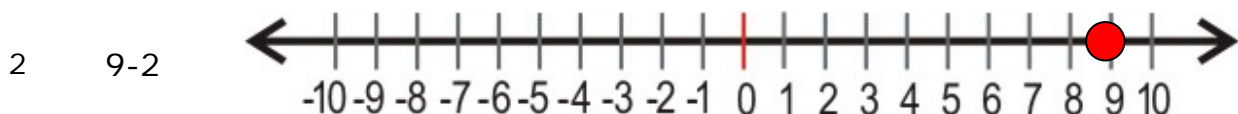
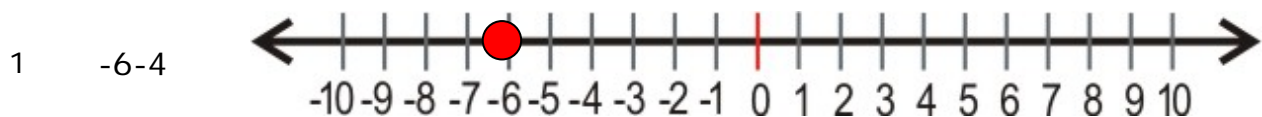
Steps for subtracting numbers on a number line:

1. The Start is the first number of the problem.
2. Subtracting a negative number from a positive number: move right from the start.
3. Subtracting a positive number from a negative number: move left from the start.
4. Subtracting a negative number from a negative number: move right from the start.
5. Subtracting a positive number from a positive number: move left from the start.

Our first number is  $-2$ . The number to be subtracted is  $-3$  which is negative. So, to subtract  $-3$  from  $-2$ , move 3 places right from the starting point  $-2$ . We reach to the number 1.

Thus the answer is 1.

#### Practice Problems



Name \_\_\_\_\_

Date \_\_\_\_\_

## Answer Key

1

-10

2

7

