



Name \_\_\_\_\_

Date \_\_\_\_\_

### Shape Patterns Lesson Worksheet

Look at each of the patterns below and draw an appropriate shape to complete the pattern.






\_\_\_\_\_

The sequence given above is  
rectangle-triangle-rectangle-triangle- \_\_\_\_\_

Look at the shapes given above and try to analyze the sequence they are following.  
Here, the pattern that the shapes are following is: 1-2-1-2

Applying this to the given pattern above, the sequence they are following is  
rectangle-triangle-rectangle-triangle-rectangle

Draw the shape to complete the pattern.



\_\_\_\_\_

Practice Problems


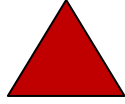



1				
2				



Name \_\_\_\_\_

Date \_\_\_\_\_

Answer Key

1					
2	