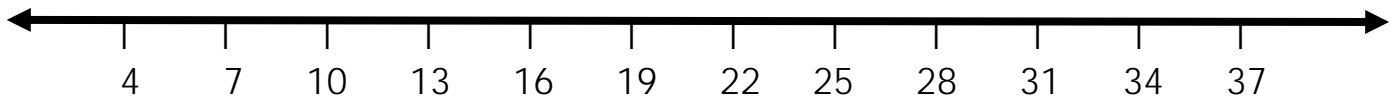


Display Patterns on a Number Line Lesson

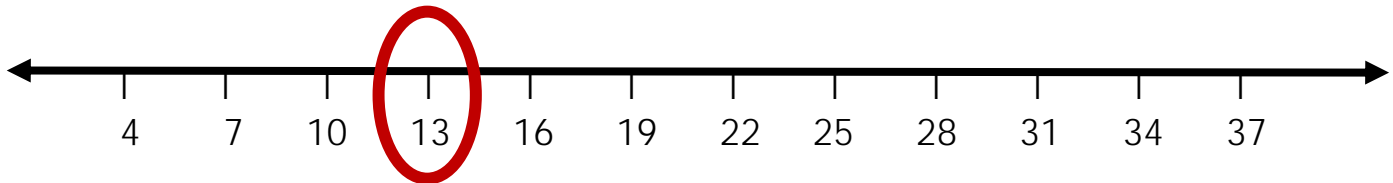
Use the number line below. Start at 13, add 3 each time to reach the end of the number line.



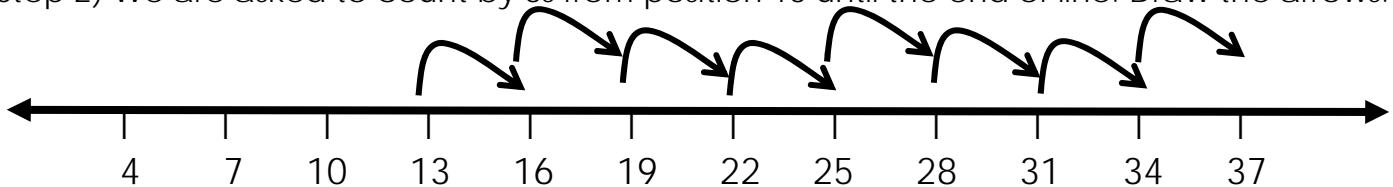
How many arrows did you draw?

Explanation:

Step 1) Identify 13 on the number line.



Step 2) We are asked to count by 3s from position 13 until the end of line. Draw the arrows.



Step 3) We are asked how many arrows were drawn. Count the arrows. Answer = 8

