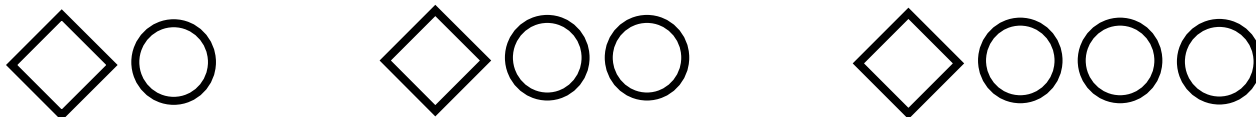


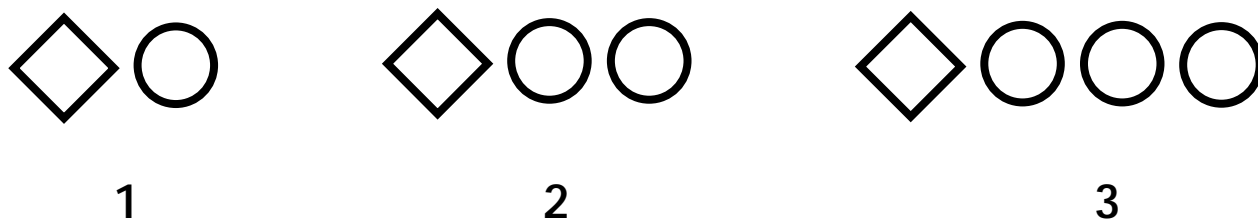
Visual Growing Patterns Step By Step Lesson

Draw what should come next in this **growing** pattern.

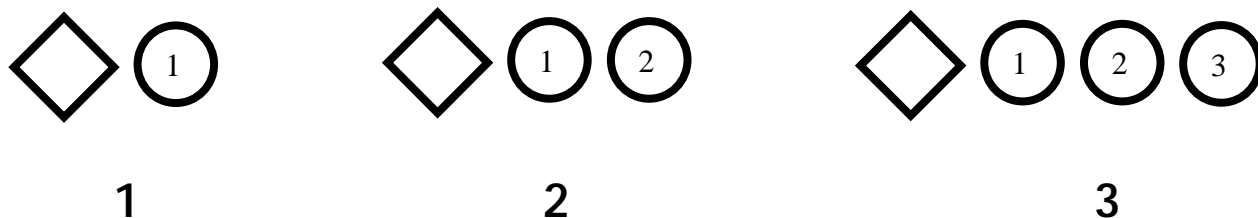


Explanation:

We first notice that the pattern is referred to as "growing". Growing patterns add an element in each sequence of the pattern. It helps if we label the 3 sequences of this pattern

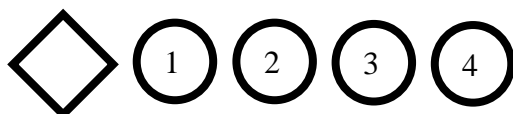


We now look at each sequence of the pattern and determine what is **growing**. We can see in each sequence of the pattern an additional circle is added.



This means that the next sequence of the pattern will have 4 circles.

Sequence 4 will be:



Final answer:

