

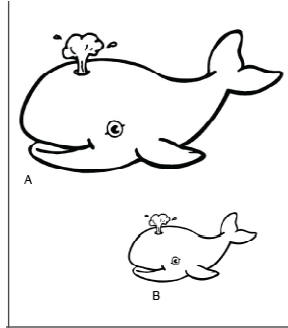
Name _____

Date _____


Big and Small- Independent Practice Worksheet

Complete all the problems.


1. Look at the pictures in each box. Color the picture that is BIGGER.



2. Circle the object that is shorter.



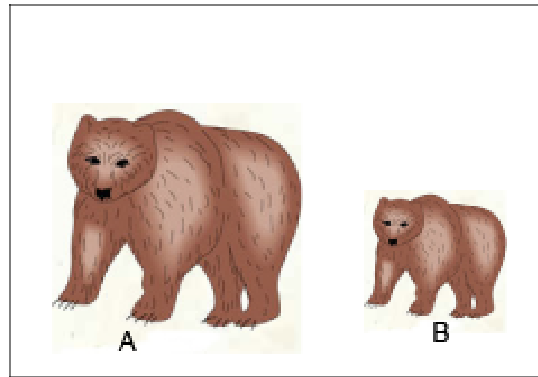
3. Look at the pictures in each box. Color the picture that is BIGGER.




Name _____

Date _____

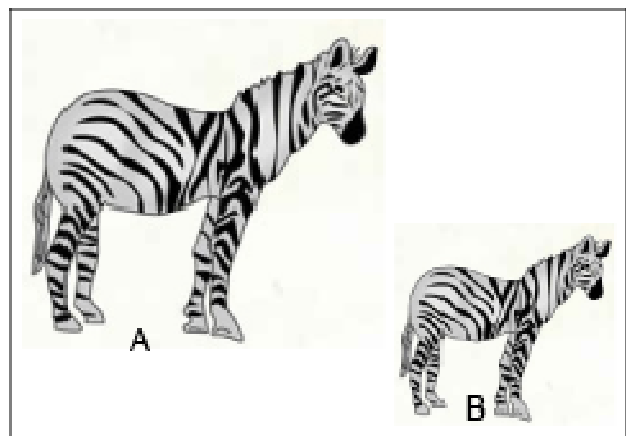
4. Circle the object that is shorter.



5. Look at the pictures in each box. Color the picture that is BIGGER.




6. Circle the object that is shorter.



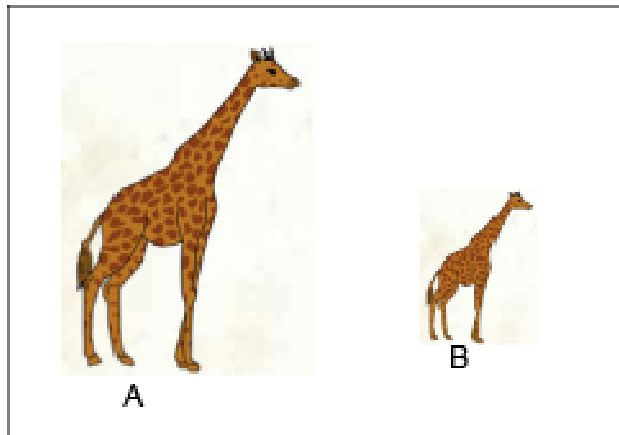
Name _____

Date _____

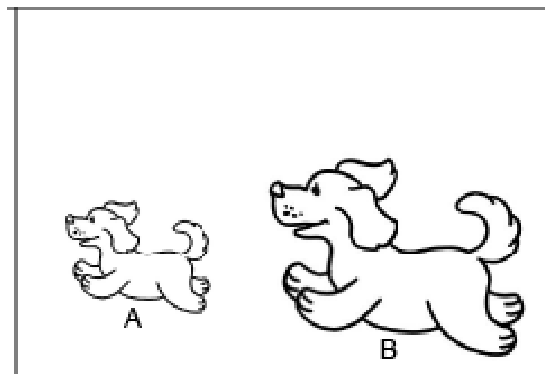
7. Look at the pictures in each box. Color the picture that is BIGGER.



8. Circle the object that is shorter.



9. Look at the pictures in each box. Color the picture that is BIGGER.



Name _____

Date _____

10. Circle the object that is shorter.

