

































Name _____

Date _____

Underline the Largest Shape Worksheet

Underline the shape that is the largest with black color. Underline the shape that is the smallest with red color.

































1				
2				
3				
4				
5				
6				
7				
8				



Name _____

Date _____

Answer Key

1				
		<hr style="border: 1px solid red;"/>		<hr style="border: 1px solid black;"/>
2				
	<hr style="border: 1px solid red;"/>		<hr style="border: 1px solid black;"/>	
3				
	<hr style="border: 1px solid black;"/>			<hr style="border: 1px solid red;"/>
4				
		<hr style="border: 1px solid black;"/>		<hr style="border: 1px solid red;"/>
5				
	<hr style="border: 1px solid black;"/>			<hr style="border: 1px solid red;"/>
6				
		<hr style="border: 1px solid black;"/>		<hr style="border: 1px solid red;"/>
7				
				<hr style="border: 1px solid black;"/>
8				
	<hr style="border: 1px solid black;"/>		<hr style="border: 1px solid red;"/>	

