

Name _____

Date _____

Tally Charts- Independent Practice Worksheet

Complete all the problems.

1. Use the chart to answer the question.

Employee modes of transportation to reach the office were surveyed.

Car	Taxi	Bike	Mopeds

- a. What mode of transport do more than 20 employees take?
- b. How many employees use cars and bikea?
- c. How many more employees use cars than Mopeds?

2) See the tally chart to answer this question.

Food	Votes
Pizza	
Burger	
Hotdog	
French fries	

How many people answered the survey?





- | | |
|-----------|-----------|
| A 50 | B 49 |
| C 48 | D 55 |







Name _____

Date _____

3) Color according to the tally marks.

7				
6				
5				
4				
3				
2				
1				
0				



Name _____

Date _____

4. Use the tally chart to answer the question.

Animals have seen in the jungle.

Tiger	Lion	Elephant	Monkey

- What kinds of animals have been seen more than 18 times?
- What is the total number of Tigers and Lions in the jungle?
- How many more elephants have seen than monkeys?

5) See the tally chart to answer this question.

How many people answered the survey?

Animals	Votes
Dog	
Cat	
Cow	
Buffalo	









- | | | | |
|---|----|---|----|
| A | 50 | B | 45 |
| C | 52 | D | 57 |




Name _____

Date _____

6) Color according to the tally marks.



Name _____

Date _____

7. Use the chart to answer the question.

Beverages Ordered at a Restaurant

Pepsi	Thumps up	Dew	Fanta

- a. What kinds of soft drinks were ordered more than 16 times?
- b. What is the total number of Pepsi and Thumps up in the restaurant?
- c. How many Dews were ordered than Fantas?

8) See the tally chart to answer this question.

How many people answered the survey?

Drinks	Votes
Coffee	
Tea	
Lemon tea	
Green tea	





- A 41 B 45
- C 43 D 57







Name _____

Date _____

9) Color according to the tally marks.

			
		/	/

7				
6				
5				
4				
3				
2				
1				
0				

10) How many people answered the survey?

Jewelry	Votes
Gold	/ / /
Silver	/ /
platinum	/ /
White Gold	/

A 50
C 43

B 45
D 47

