

Name _____

Date _____





Simple Pictograph Lesson




David, a farmer, picked strawberries from his farm. Make a pictograph showing how many strawberries he picked on the given days. First choose a picture. Each picture should represent 10 strawberries.


Day	Strawberries	Day	Strawberries
Monday	90	Monday	
Wednesday	40	Wednesday	
Friday	60	Friday	

On which day did David pick the most strawberries? How many strawberries did he pick on that day?

We first choose a picture for strawberry. We choose  to represent strawberry.

Since 1  = 10, so we draw 9  in the column for Monday, 4  in the column for Wednesday and 6  in the column for Friday.

Day	Strawberries
Monday	
Wednesday	
Friday	

As we can see from the pictograph, there is maximum number of  i.e. 90 strawberries on Monday.

So, the answer is: Monday, 90.

Practice Problems

1	How many more strawberries did David collect on Monday than on Wednesday?
2	How many strawberries David picked in all?

