


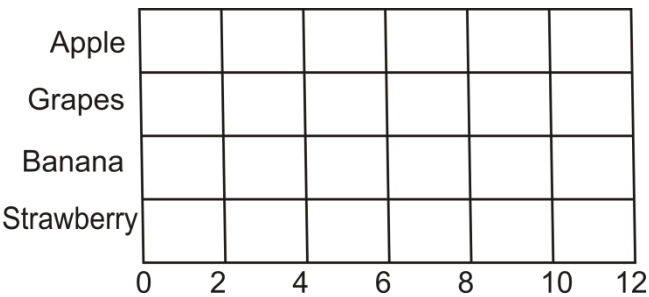
Name \_\_\_\_\_

Date \_\_\_\_\_

Topic: Horizontal Picture Graphs-Worksheet 1



1. How many people chose a apple as their favorite fruit?
2. How many more people choose banana than strawberry?
3. How fewer people choose grapes than banana?
4. How many people did not choose strawberry as their favorite fruits?
5. How many people answer the survey?



6. How many people did not choose apple as their favorite?
7. How many people choose Grapes?
8. How many fewer people chose strawberry than grapes as their favorite fruit?
9. How many more people chose banana than apple?
10. Which is the most popular fruit?



Name \_\_\_\_\_

Date \_\_\_\_\_

Topic: Horizontal Picture Graphs-Worksheet 1 **ANSWERS**

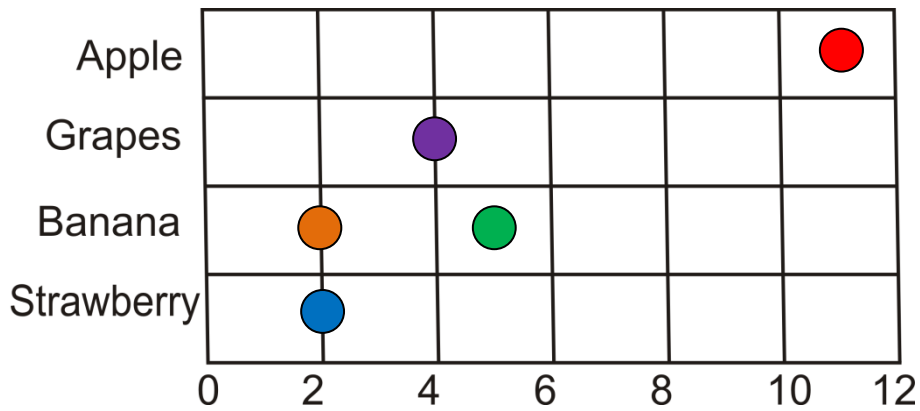
1. **3**

2. **3**

3. **4**

4. **12**

5. **14**




	<b>Ans. 6</b>
	<b>Ans. 7</b>
	<b>Ans. 8</b>
	<b>Ans. 9</b>
	<b>Ans. 10</b>



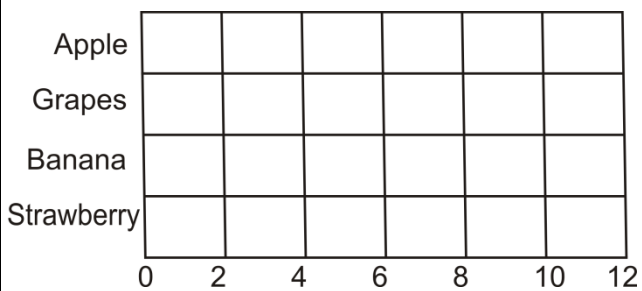
Name \_\_\_\_\_

Date \_\_\_\_\_

Topic: Horizontal Picture Graphs-Worksheet 2



1. How many people chose a apple as their favorite fruit?
2. How many more people choose banana than strawberry?
3. How fewer people choose grapes than banana?
4. How many people did not choose strawberry as their favorite fruits?
5. How many people answer the survey?
6. How many people did not choose apple as their favorite?
7. How many people choose apple?
8. How many fewer people chose strawberry than grapes as their favorite fruit?
9. How many more people chose banana than apple?
10. Which is the most popular fruit?



Name \_\_\_\_\_

Date \_\_\_\_\_

Topic: Horizontal Picture Graphs-Worksheet 2 **ANSWERS**

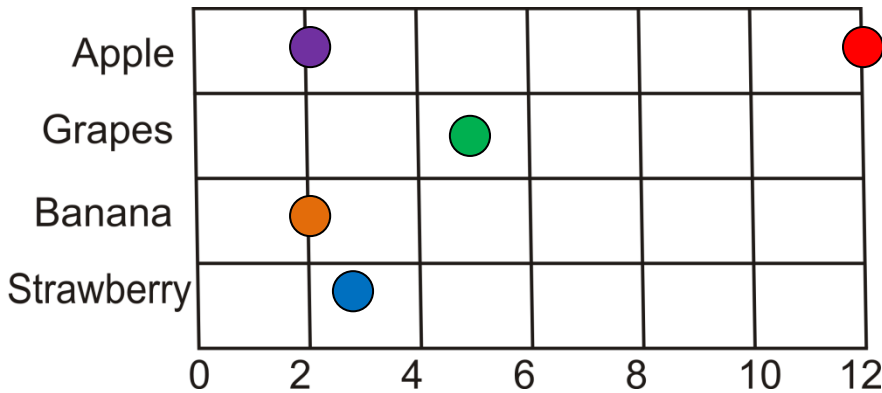
1. **2**

2. **1**

3. **1**

4. **11**

5. **14**



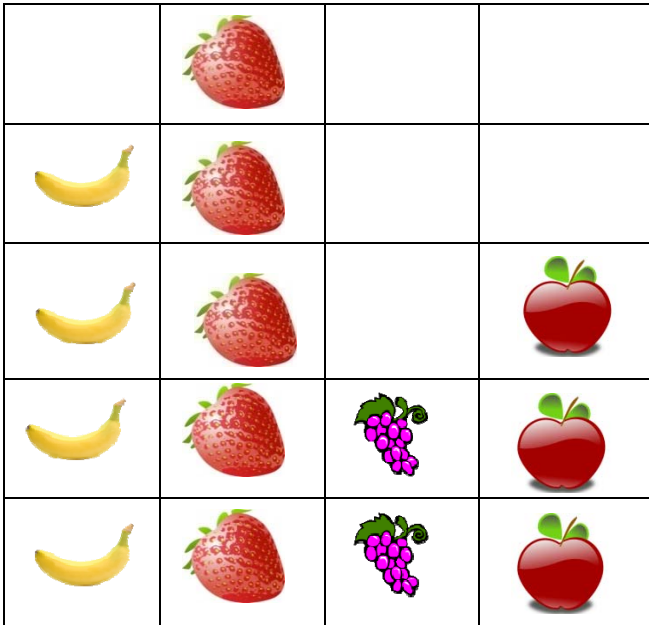
	<b>Ans. 6</b>
	<b>Ans. 7</b>
	<b>Ans. 8</b>
	<b>Ans. 9</b>
	<b>Ans. 10</b>



Name \_\_\_\_\_

Date \_\_\_\_\_

Topic: Horizontal Picture Graphs-Worksheet 3



1. How many people chose a apple as their favorite fruit?
2. How many more people choose banana than strawberry?
3. How fewer people choose grapes than banana?
4. How many people did not choose strawberry as their favorite fruits?
5. How many people answer the survey?

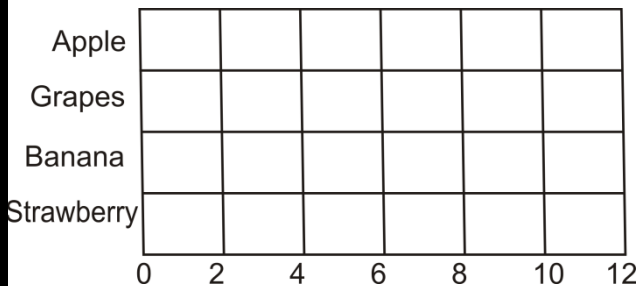
6. How many people did not choose apple as their favorite?

7. How many people choose apple?

8. How many fewer people chose strawberry than grapes as their favorite fruit?

9. How many more people chose banana than apple?

10. Which is the most popular fruit?



Name \_\_\_\_\_

Date \_\_\_\_\_

Topic: Horizontal Picture Graphs-Worksheet 3 **ANSWERS**

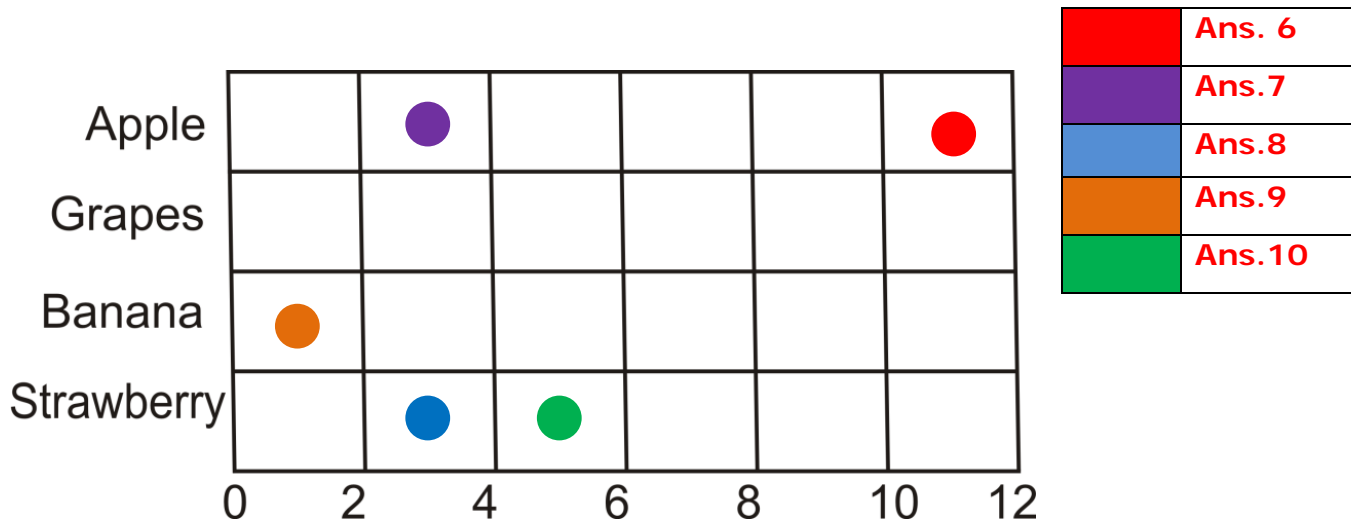
1. **3**

2. **4**

3. **2**

4. **9**















5. **14**



Name \_\_\_\_\_

Date \_\_\_\_\_

Topic: Horizontal Picture Graphs-Worksheet 4

1. How many people chose a apple as their favorite fruit?
2. How many more people choose banana than strawberry?
3. How fewer people choose grapes than banana?
4. How many people did not choose strawberry as their favorite fruits?
5. How many people answer the survey?

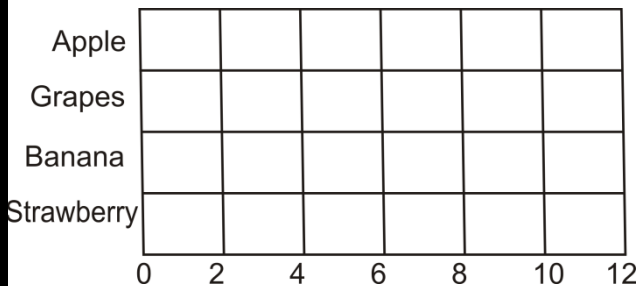
6. How many people did not choose apple as their favorite?

7. How many people choose apple?

8. How many fewer people chose strawberry than grapes as their favorite fruit?

9. How many more people chose banana than apple?

10. Which is the most popular fruit?



Name \_\_\_\_\_

Date \_\_\_\_\_

Topic: Horizontal Picture Graphs-Worksheet 4 **ANSWERS**

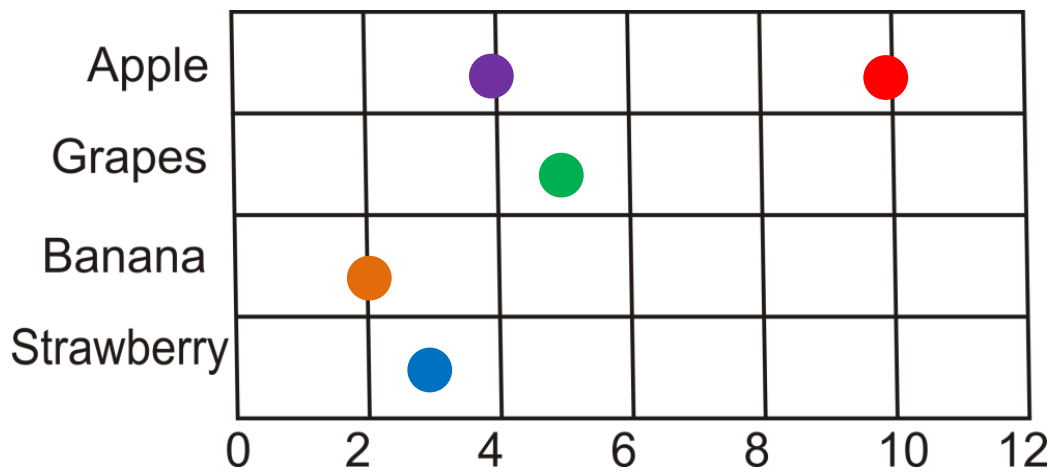
1. **4**

2. **2**

3. **3**

4. **11**

5. **14**



	<b>Ans. 6</b>
	<b>Ans. 7</b>
	<b>Ans. 8</b>
	<b>Ans. 9</b>
	<b>Ans. 10</b>






Name \_\_\_\_\_

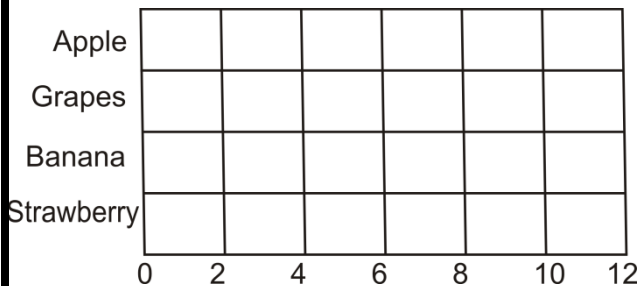
Date \_\_\_\_\_

Topic: Horizontal Picture Graphs-Worksheet 5



1. How many people chose a apple as their favorite fruit?
2. How many more people choose banana than strawberry?
3. How fewer people choose grapes than banana?
4. How many people did not choose strawberry as their favorite fruits?
5. How many people answer the survey?

6. How many people did not choose apple as their favorite?
7. How many people choose grapes?
8. How many fewer people chose strawberry than grapes as their favorite fruit?
9. How many more people chose banana than apple?
10. Which is the most popular fruit?



Name \_\_\_\_\_

Date \_\_\_\_\_

Topic: Horizontal Picture Graphs-Worksheet 5 **ANSWERS**

1. **5**

2. **2**

3. **1**

4. **10**

5. **14**

