


Name _____








Date _____

Practicing With Picture Graphs Worksheet

Look at the image given below. The frame contains different articles.



Color one square for each article

1									
2									
3									
4									
5									
6									
7									
8	