




Name _____

Date _____

The Snack Data Chart Worksheet

Use the table graph to answer the questions.

Favorite snack

Snack		Number
	Cookies	5
	Popcorn	3
	Muffins	9

1	Which is the most popular snack?
2	How many fewer people chose Popcorn than Cookies as their favorite snack?
3	Which is the least popular snack?

