





Name _____

Date _____

Topic: Reading Tables - Worksheet 1

Use the table graph to answer the question

Favorite Fruit

Fruits		Number
	Apple	5
	Grapes	4
	Strawberry	8
	Banana	3

1. How many people chose an apple as their favorite fruit?





2. How many more people chose strawberry than banana?

3. How more people chose grapes than banana?

4. How many people did not choose strawberry as their favorite fruits?

5. How many people took the survey?

Favorite planets

Planets		Number
	Venus	2
	Earth	3
	Saturn	3
	Pluto	1

6. How many people did not choose Earth as their favorite?

7. How many people chose Venus?

8. How many more people chose Saturn than Venus as their favorite planet?

9. How many more people chose Earth than Pluto?

10. Which is the most popular planet?







Name _____

Date _____

Topic: Reading Tables - Worksheet 2

Use the table graph to answer the question

Favorite Flowers

Flowers		Number
	Rose	8
	Tulip	5
	Lily	6
	Jasmine	4

1. How many people chose a rose as their favorite flower?

2. How many more people choose Lily than Jasmine?

3. How more people choose rose than Tulip?

4. How many people did not choose Rose as their favorite flower?

5. How many people took the survey?

Favorite Animals

Animals		Number
	Horse	6
	Elephant	4
	Dog	5
	Lion	3

6. How many people did not choose dog as their favorite?

7. How many people chose Horse?

8. How many more people chose elephant than lion as their favorite animal?

9. How many more people chose horse than elephant?

10. Which is the most popular animal?







Name _____

Date _____

Topic: Reading Tables – Worksheet 3

Use the table graph to answer the question

Favorite Insects

Insects		Number
	Snake	5
	Butterfly	9
	Spider	4
	Bee	6

1. How many people chose a butterfly as their favorite insect?



2. How many more people chose bee than spider?

3. How more people choose snake than spider?

4. How many people did not choose butterfly as their favorite insects?

5. How many people took the survey?

Favorite Birds

Birds		Number
	Parrot	8
	Duck	6
	Pigeon	7
	Sparrow	5

6. How many people did not choose parrot as their favorite?

7. How many people choose Pigeon?

8. How many more people chose duck than sparrow as their favorite bird?

9. How many more people chose pigeon than duck?

10. Which is the most popular bird?







Name _____

Date _____

Topic: Reading Tables - Worksheet 4

Use the table graph to answer the question

Favorite Vegetables

Insects		Number
	chilly	3
	carrot	4
	tomato	8
	corn	7

1. How many people chose a tomato as their favorite vegetable?





2. How many more people chose corn than carrot?

3. How more people choose carrot than chilly?

4. How many people did not choose corn as their favorite vegetable?

5. How many people took the survey?

Favorite Ice-cream

Ice cream		Number
	strawberry	6
	softy	9
	chocolate	8
	vanilla	6

6. How many people did not chose softy as their favorite?

7. How many people chose chocolate?

8. How many more people chose softy than vanilla as their favorite ice cream?

9. How many more people chose strawberry than vanilla?

10. Which is most popular ice cream?







Name _____

Date _____

Topic: Reading Tables - Worksheet 5

Use the table graph to answer the question

Favorite Shapes

Shapes		Number
	Rectangle	8
	circle	6
	triangle	9
	square	4

1. How many people chose a triangle as their favorite shape?





2. How many more people chose a rectangle than a square?

3. How fewer people chose a circle than a square?

4. How many people did not choose a circle as their favorite shapes?

5. How many people took the survey?

Favorite clothes

Dresses		Number
	jacket	7
	socks	6
	trouser	5
	jeans	4

6. How many people did not choose a jacket as their favorite?

7. How many people chose jeans?

8. How many more people chose socks than trouser as their favorite clothes?

9. How many more people choose trousers than jeans?

10. Which is the most popular clothes?

