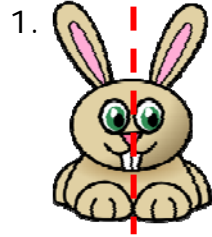


Name \_\_\_\_\_

Date \_\_\_\_\_

## Halfway- Independent Practice Worksheet Answer Key



2. 8

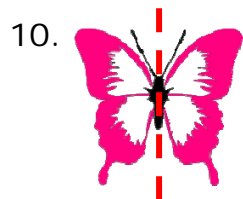
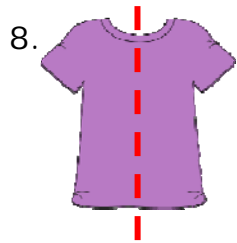
3. 46



5. 24

6. 51

7. 73



Name \_\_\_\_\_

Date \_\_\_\_\_

## Halfway- Matching Worksheet Answer Key

1. f

2. h

3. a

4. j

5. c

6. g

7. b

8. e

9. i

10. d



Name \_\_\_\_\_

Date \_\_\_\_\_

Determining the Half-way Mark - Worksheet 1

Topic: Write the number that is halfway between the two numbers. **ANSWERS**

1.

2.

$$2 \text{ \& } 8 = 5$$

$$16 \text{ \& } 22 = 19$$

3.

4.

$$5 \text{ \& } 7 = 6$$

$$14 \text{ \& } 20 = 17$$

5.

6.

$$44 \text{ \& } 56 = 50$$

$$12 \text{ \& } 32 = 22$$

7.

8.

$$11 \text{ \& } 21 = 16$$

$$71 \text{ \& } 79 = 75$$

9.

10.

$$11 \text{ \& } 17 = 14$$

$$10 \text{ \& } 16 = 13$$



Name \_\_\_\_\_

Date \_\_\_\_\_

Determining the Half-way Mark - Worksheet 2

Topic: Write the number that is halfway between the two numbers. **ANSWERS**

1.

2.

$4 \text{ \& } 8 = 6$

$12 \text{ \& } 14 = 13$

3.

4.

$6 \text{ \& } 14 = 10$

$12 \text{ \& } 20 = 16$

5.

6.

$22 \text{ \& } 44 = 33$

$24 \text{ \& } 28 = 26$

7.

8.

$15 \text{ \& } 21 = 18$

$8 \text{ \& } 10 = 9$

9.

10.

$12 \text{ \& } 16 = 14$

$10 \text{ \& } 14 = 12$



Name \_\_\_\_\_

Date \_\_\_\_\_

Determining the Half-way Mark - Worksheet 3

Topic: Write the number that is halfway between the two numbers. **ANSWERS**

1.

2.

$14 \text{ \& } 18 = 16$

$10 \text{ \& } 16 = 13$

3.

4.

$8 \text{ \& } 12 = 10$

$10 \text{ \& } 12 = 11$

5.

6.

$4 \text{ \& } 12 = 8$

$2 \text{ \& } 8 = 5$

7.

8.

$6 \text{ \& } 14 = 10$

$12 \text{ \& } 22 = 17$

9.

10.

$16 \text{ \& } 24 = 20$

$12 \text{ \& } 16 = 14$



Name \_\_\_\_\_

Date \_\_\_\_\_

Determining the Half-way Mark - Worksheet 4

Topic: Write the number that is halfway between the two numbers. **ANSWERS**

1.

2.

$12 \text{ \& } 18 = 15$

$16 \text{ \& } 32 = 24$

3.

4.

$14 \text{ \& } 20 = 17$

$11 \text{ \& } 19 = 15$

5.

6.

$13 \text{ \& } 19 = 16$

$5 \text{ \& } 15 = 10$

7.

8.

$7 \text{ \& } 13 = 10$

$9 \text{ \& } 15 = 12$

9.

10.

$17 \text{ \& } 25 = 21$

$19 \text{ \& } 25 = 22$



Name \_\_\_\_\_

Date \_\_\_\_\_

Determining the Half-way Mark - Worksheet 5

Topic: Write the number that is halfway between the two numbers. **ANSWERS**

1.

2.

$16 \text{ \& } 18 = 17$

$30 \text{ \& } 32 = 31$

3.

4.

$11 \text{ \& } 15 = 13$

$5 \text{ \& } 13 = 9$

5.

6.

$7 \text{ \& } 17 = 12$

$2 \text{ \& } 10 = 6$

7.

8.

$45 \text{ \& } 53 = 49$

$7 \text{ \& } 15 = 11$

9.

10.

$25 \text{ \& } 33 = 29$

$35 \text{ \& } 55 = 45$



Name \_\_\_\_\_

Date \_\_\_\_\_

## Halfway Between Numbers Practice and Lesson

### Answer Key

1

16

2

20





Name \_\_\_\_\_

Date \_\_\_\_\_

## Halfway Practice Worksheet

### Answer Key

21	6	19	8	15
9	32	22	35	61
77	28	36	47	45
15	23	45	17	27
9	17	31	14	10

