

Name \_\_\_\_\_

Date \_\_\_\_\_

Topic: Estimating Length - Worksheet 1

Choose the unit of measure that should be used to accurately measure the length of each item.

1.



- A. 7 feet
- B. 5 inches

2.



- A. 3 inches
- B. 9 feet

3.



- A. 2 inches
- B. 4 feet

4.

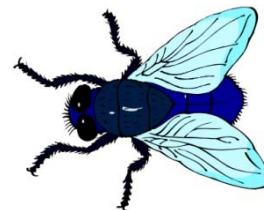


- A. 2 feet
- B. 1 inches

5.



6.



Name \_\_\_\_\_

Date \_\_\_\_\_

7.

- A. 7 feet
- B. 3 inches



- A. 8 feet
- B. 3 inches

8.

- A. 2 inches
- B. 4 feet




- A. 2 inches
- B. 4 feet

9.



- A. 4 feet
- B. 1 inches

10.



- A. 5 feet
- B. 1 inches



Name \_\_\_\_\_

Date \_\_\_\_\_

Topic: Estimating Length - Worksheet 2

Choose the unit of measure that should be used to accurately measure the length of each item.

1.



- C. 8 inches
- D. 7 feet

2.



- C. 4 feet
- D. 3 inches

3.



- C. 15 inches
- D. 9 feet

4.



- C. 2 inches
- D. 8 feet

5.



- C. 5 feet
- D. 8 inches

6.



- C. 2 inches
- D. 3 feet



Name \_\_\_\_\_

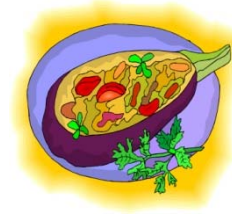
Date \_\_\_\_\_

7.



- C. 8 feet
- D. 9 inches

8.



- C. 4 inches
- D. 4 feet

9.



- C. 6 feet
- D. 4 inches

10.



- C. 5 feet
- D. 8 inches



Name \_\_\_\_\_

Date \_\_\_\_\_

Topic: Estimating Length - Worksheet 3

Choose the unit of measure that should be used to accurately measure the length of each item.

1.



- E. 4 inches
- F. 2 feet

2.



- E. 8 inches
- F. 4 feet

3.



- E. 5 feet
- F. 10 inches

4.



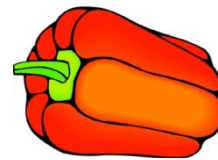
- E. 3 feet
- F. 5 inches

5.



- E. 2 feet
- F. 3 inches

6.




- E. 8 inches
- F. 4 feet



Name \_\_\_\_\_

Date \_\_\_\_\_

7.



- E. 15 inches
- F. 4 feet

8.



- E. 1 inches
- F. 1 feet

9.



- E. 4feet
- F. 9 inches

10.



- E. 6 feet
- F. 10 inches



Name \_\_\_\_\_

Date \_\_\_\_\_

Topic: Estimating Length - Worksheet 4

Choose the unit of measure that should be used to accurately measure the length of each item.

1.



- G. 6 inches
- H. 4 feet

2.



- G. 9 inches
- H. 3 feet

3.



- G. 5 feet
- H. 1 inches

4.



- G. 6 feet
- H. 2 inches

5.



- G. 6 feet
- H. 3 inches

6.



- G. 15 inches
- H. 4 feet



Name \_\_\_\_\_

Date \_\_\_\_\_

7.



- G. 20 inches
- H. 15 feet

8.



- G. 3 inches
- H. 3 feet

9.



- G. 5 feet
- H. 2 inches

10.



- G. 3 feet
- H. 10 inches





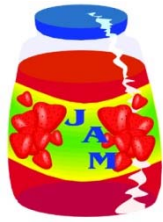
Name \_\_\_\_\_

Date \_\_\_\_\_

Topic: Estimating Length - Worksheet 5

Choose the unit of measure that should be used to accurately measure the length of each item.

1.



- I. 10 inches
- J. 1 feet

2.



- I. 3 inches
- J. 2 feet

3.



- I. 5 feet
- J. 2 inches

4.



- I. 4 feet
- J. 3 inches

5.



- I. 2 feet
- J. 2 inches

6.



- I. 5 inches
- J. 4 feet



Name \_\_\_\_\_

Date \_\_\_\_\_

7.



- I. 20 inches
- J. 10 feet

8.



- I. 3 inches
- J. 6 feet

9.



- I. 2 feet
- J. 3 inches

10.



- I. 10 feet
- J. 10 inches

