

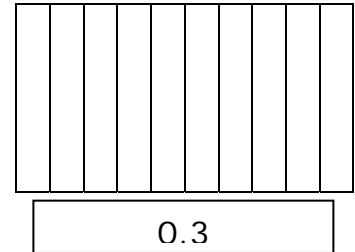
Name _____

Date _____

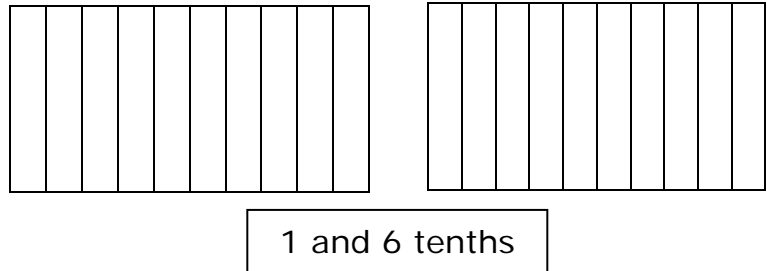
Visualize Decimals - Independent Practice Worksheet

Complete all the problems. Make sure to draw pictures to help you solve the problems.

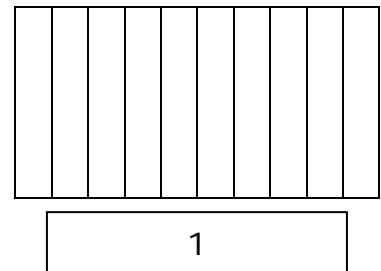
1. Fill in the grids to show the decimal.



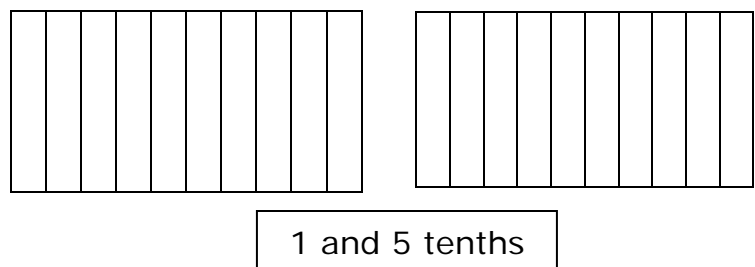
2. Fill the grids to show the decimal.



3. Fill the grids to show the decimal.




4. Fill in the grids to show the decimal.





Name _____

Date _____

5. Write the decimal represented by the grids.




6. Fill the grids to show the decimal.



1 and 47 hundredths

7. Fill the grid to show the decimals.




66 hundredths



Name _____


Date _____

8. Fill the grids to show the decimal.



0.79

9. Write the decimal represented by the grids.



10. Write the decimal represented by the grids.

