

Name \_\_\_\_\_



Date \_\_\_\_\_

Topic : Visualizing Decimals- Worksheet 1

Fill in the missing parts on each number line.



Write the number the picture shows as a) a fraction and b) a decimal.




Name \_\_\_\_\_

Date \_\_\_\_\_

8.


a)



b)


10.

a)



b)

9.



a)

b)

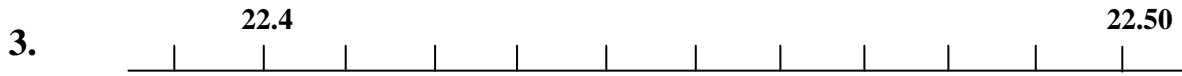


Name \_\_\_\_\_


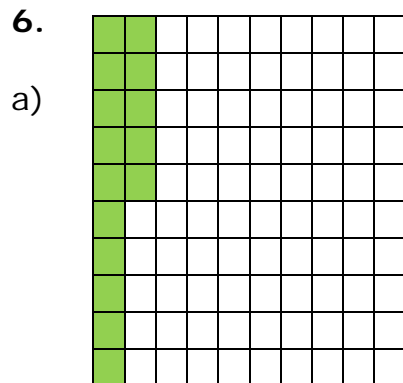
Date \_\_\_\_\_

Topic : Visualizing Decimals- Worksheet 2

Fill in the missing parts on each number line.



Write the number the picture shows as a) a fraction and b) a decimal.

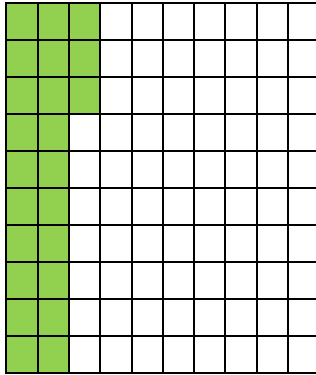


Name \_\_\_\_\_

Date \_\_\_\_\_

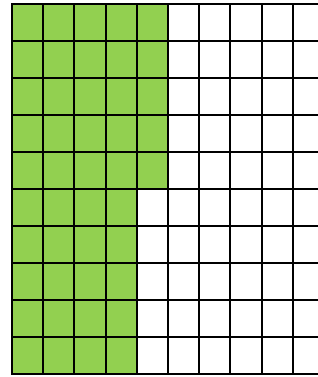
8.

a)



b)

9.

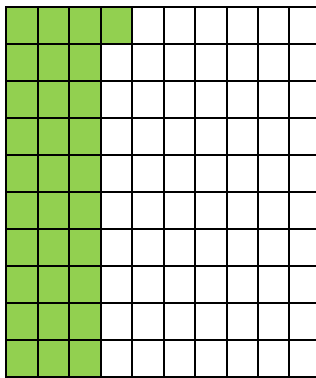


a)

b)

10.

a)



b)



Name \_\_\_\_\_

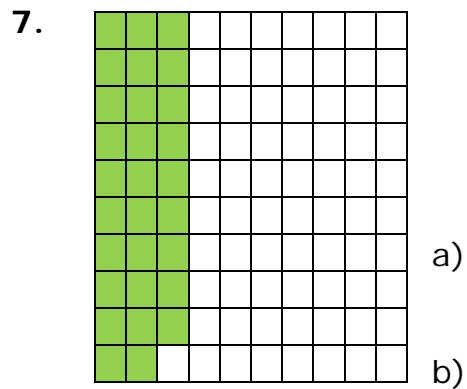
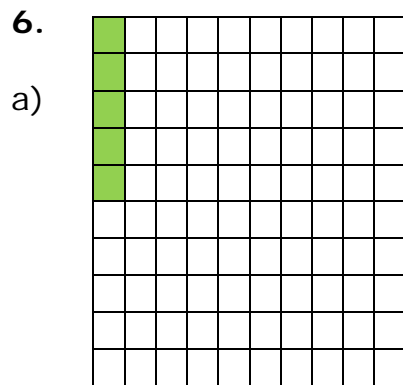
Date \_\_\_\_\_

Topic : Visualizing Decimals- Worksheet 3

Fill in the missing parts on each number line.



Write the number the picture shows as a) a fraction and b) a decimal.




Name \_\_\_\_\_

Date \_\_\_\_\_

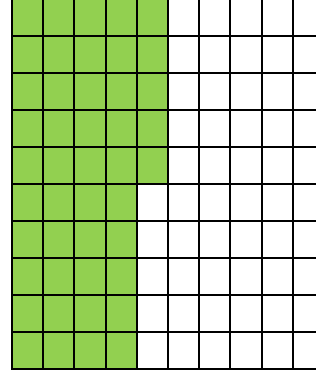
8.

a)



b)

9.

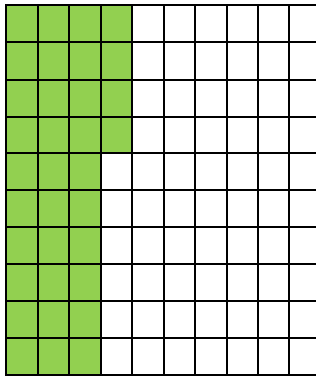


a)

b)

10.

a)



b)

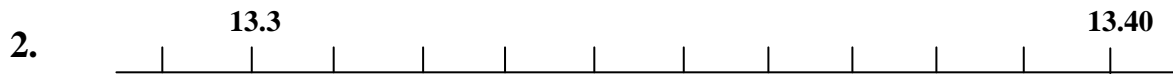


Name \_\_\_\_\_


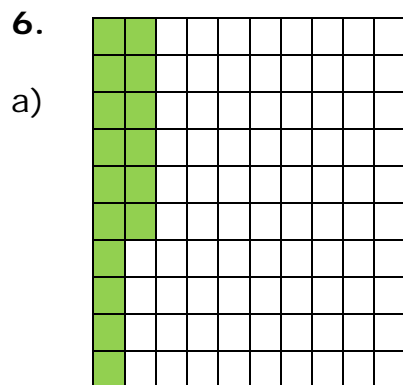
Date \_\_\_\_\_

Topic : Visualizing Decimals- Worksheet 4

Fill in the missing parts on each number line.



Write the number the picture shows as a) a fraction and b) a decimal.




Name \_\_\_\_\_

Date \_\_\_\_\_

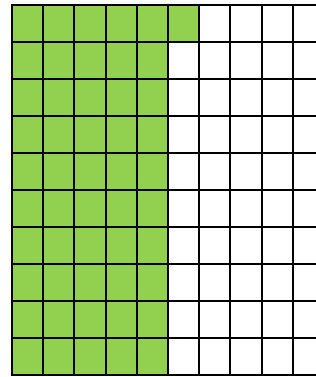
8.

a)



b)

9.

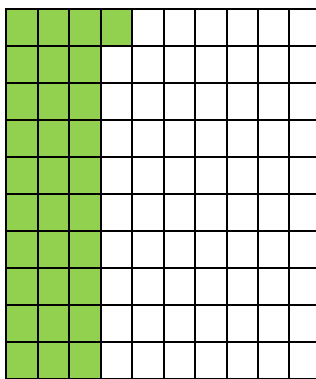


a)

b)

10.

a)



b)



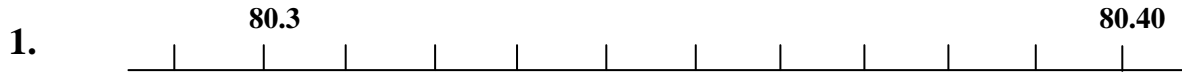


Name \_\_\_\_\_


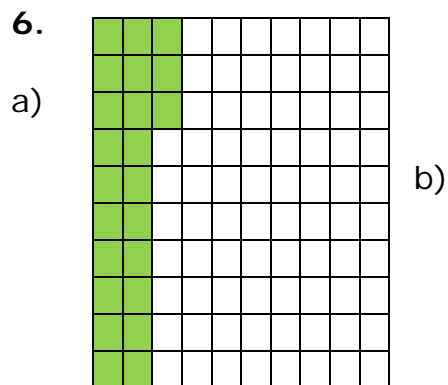
Date \_\_\_\_\_

Topic : Visualizing Decimals- Worksheet 5

Fill in the missing parts on each number line.



Write the number the picture shows as a) a fraction and b) a decimal.

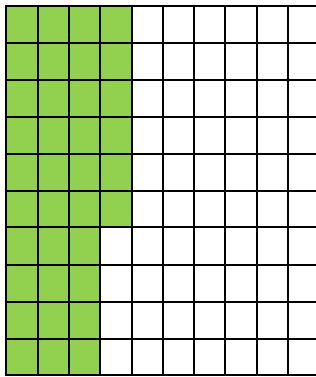


Name \_\_\_\_\_

Date \_\_\_\_\_


8.

a)



b)

9.




a)

b)

10.

a)



b)

