



Name _____

Date _____

Picture Addition- Independent Practice Worksheet


Complete all the problems.

1. Look at the number of bees in each group below and write the addition equation below it.



$$\underline{\hspace{2cm}} + \underline{\hspace{2cm}} = \underline{\hspace{2cm}}$$

2. Look at the number of sharpeners in each group below and write the addition equation below it.



$$\underline{\hspace{2cm}} + \underline{\hspace{2cm}} = \underline{\hspace{2cm}}$$

3. Look at the number of umbrellas in each group below and write the addition equation below it.



$$\underline{\hspace{2cm}} + \underline{\hspace{2cm}} = \underline{\hspace{2cm}}$$

4. Look at the number of popcorns in each group below and write the addition equation below it.




$$\underline{\hspace{2cm}} + \underline{\hspace{2cm}} = \underline{\hspace{2cm}}$$



Name _____

Date _____

5. Look at the number of leaves in each group below and write the addition equation below it.



6. Look at the number of prams in each group below and write the addition equation below it.



7. Look at the number of bats in each group below and write the addition equation below it.



8. Look at the number of pairs of socks in each group below and write the addition equation below it.



Name _____

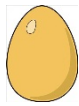
Date _____

9. Look at the number of combs in each group below and write the addition equation below it.



$$\underline{\hspace{2cm}} + \underline{\hspace{2cm}} = \underline{\hspace{2cm}}$$

10. Look at the number of eggs in each group below and write the addition equation below it.



$$\underline{\hspace{2cm}} + \underline{\hspace{2cm}} = \underline{\hspace{2cm}}$$

