















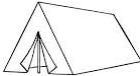





Name _____

Date _____

Sorting Shapes - Independent Practice Worksheet

Complete all the problems. Underline the object on the right that has the same shape as the object on the left.

-    
-    
-    
-    
-    

Underline the object on the right that has a similar shape as the shape on left.

-    
-    
-    



Name _____

Date _____

9.



10.

