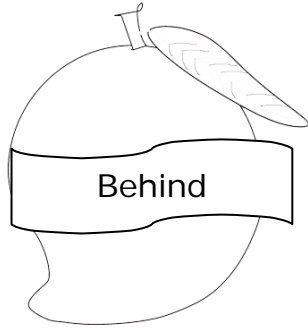


Name _____

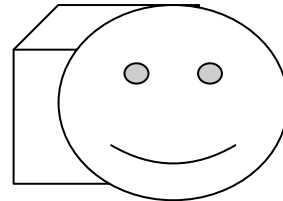
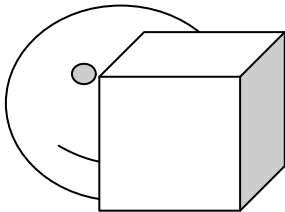
Date _____

Front and Behind - Step-by-Step Lesson

The mango is **behind** the sign. Write the position word on the line below.
Color the mango yellow and the leaf green.



Explanation: Let's look at the difference between in front of, and behind.



The happy face is **behind** the box. The happy face is **in front of** the box.

Color the mango and write the position word on the line provided.

---Behind---

