

Name _____

Date _____

6 To 10 Numbers - Independent Practice Worksheet

Complete all the problems. Make sure to draw pictures to help you solve the problems.

1. Count the objects in each group. Circle the group that has 6.




2. Count the objects in each group. Draw a green box around the group that has 7 objects.



3. Count the objects in each group. Circle the group that has 6.



4. Count the objects in each group. Draw a blue box around the group that has 7 objects.



Name _____

Date _____

5. Count the objects in each group. Circle the group that has 8.




6. Count the objects in each group. Draw an orange box around the group that has 10 objects.



7. Count the objects in each group. Circle the group that has 8.




8. Count the objects in each group. Draw a red box around the group that has 9 objects.



Name _____

Date _____

9. Count the objects in each group. Circle the group that has 6.



10. Count the objects in each group. Circle the group that has 7.

