







Name: _____

Date _____

Adding and Subtracting Up to 5 Step-by-Step Lesson

1.  + 

How To Answer # 1 - When we add numbers we can just think about it like counting. You start at one number and count up the number of places of your second number. Let's see what numbers we are working with first.

   + 

1 2 3 1



We are adding 3 and 1. If we start at 3 and count up 1, we will find out answer.

3 4
 \ /
 V
 1



Name: _____



Date _____

2.  - 

How To Answer # 2 - There are two ways to tackle a subtraction problem like this. We will show you both methods.



Method #1 – The Cross Out Method

The name says it all. You just cross out everything you are taking away. Let's see it in action now. You are subtracting one 4-eyed spider from both sides. That leaves you with only one spider. That is your answer.

 - 

Method #2 – The Countdown Method

When adding we count up, but we do the opposite when subtracting. We count toward zero

 - 
1 2 - 1

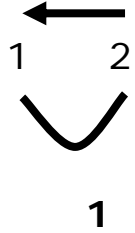


Name: _____

Date _____

We are subtracting 1 from 2. $2 - 1$

That is the same thing as saying we are counting back one place from two.



Our answer would be 1.

