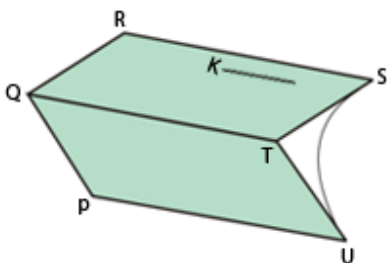


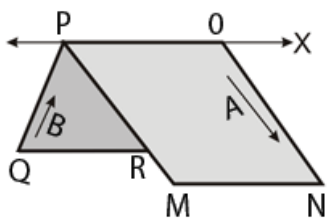
Name: _____

Date _____

Topic : Lines and Planes - Worksheet 1



1. (T/F): Line QT is parallel to line ST.
2. (T/F): Line PU is parallel to line RS.
3. (T/F): Line PQ is parallel to line TU.
4. Identify parallel lines.
5. (T/F): Line ST is perpendicular to line QR.



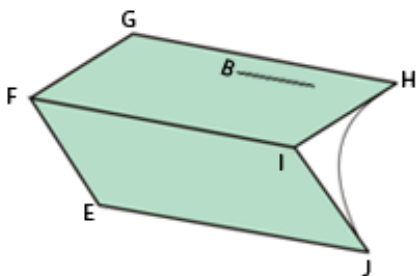
6. Which line is shared by planes A and B?
7. Line MN and line OP are on which plane?
8. What two planes intersect line X?
9. (T/F): Line QR and line OP are parallel.
10. (T/F): Line MN and line QR are perpendicular.



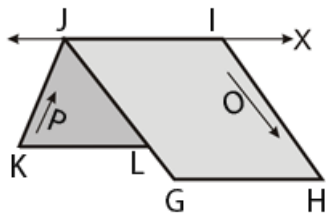
Name: _____

Date _____

Topic : Lines and Planes - Worksheet 2



1. (T/F): Line FI is parallel to line GH.
2. (T/F): Line EJ is parallel to line FE.
3. (T/F): Line GF is parallel to line IH.
4. Identify parallel lines.
5. (T/F): Line FE is perpendicular to line HI.



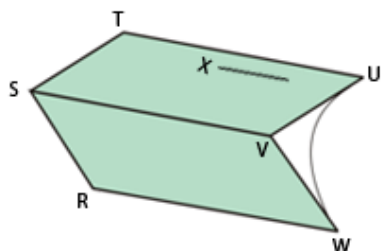
6. Which line is shared by planes P and O?
7. Line GH and line IJ are on which plane?
8. What two planes intersect line X?
9. (T/F): Line GH and line JI are parallel.
10. (T/F): Line JK and line IH are perpendicular.



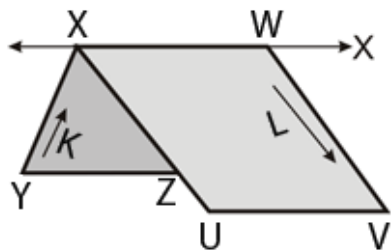
Name: _____

Date _____

Topic : Lines and Planes - Worksheet 3



1. (T/F): Line SR is parallel to line RW.
2. (T/F): Line VW is parallel to line RW.
3. (T/F): Line TU is parallel to line RW.
4. Identify parallel lines.
5. (T/F): Line UV is perpendicular to line SR.



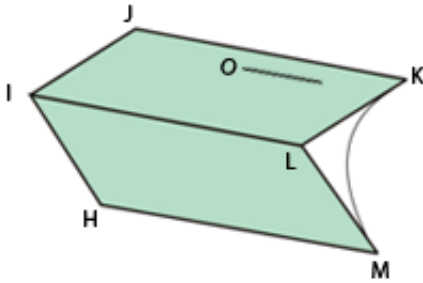
6. Which line is shared by planes K and L?
7. Line UV and line XW are on which plane?
8. What two planes intersect line X?
9. (T/F): Line XY and line WZ are parallel.
10. (T/F): Line XW and line UV are perpendicular.



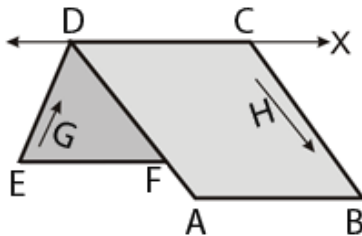
Name: _____

Date _____

Topic : Lines and Planes - Worksheet 4



1. (T/F): Line HM is parallel to line IL.
2. (T/F): Line IH is parallel to line LM.
3. (T/F): Line HM is parallel to line KL.
4. Identify parallel lines.
5. (T/F): Line IL is perpendicular to line HM.



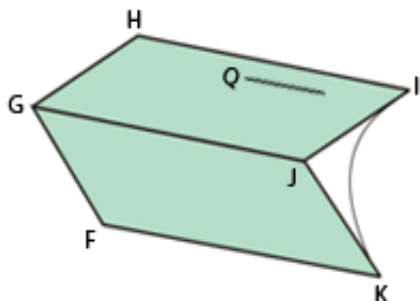
6. Which line is shared by planes G and H?
7. Line EF and line DC are on which plane?
8. What two planes intersect line X?
9. (T/F): Line DA and line CB are parallel.
10. (T/F): Line DE and line CF are perpendicular.



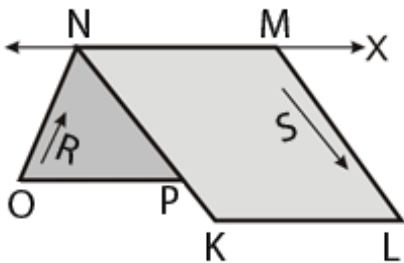
Name: _____

Date _____

Topic : Lines and Planes - Worksheet 5



1. (T/F): Line GJ is parallel to line HI.
2. (T/F): Line GF is parallel to line JI.
3. (T/F): Line JK is parallel to line GF.
4. Identify parallel lines.
5. (T/F): Line FK is perpendicular to the HI.



6. Which line is shared by planes R and S?
7. Line MN and line OP are on which plane?
8. What two planes intersect line X?
9. (T/F): Line NK and line KL are parallel.
10. (T/F): Line NO and line KL are perpendicular.

