

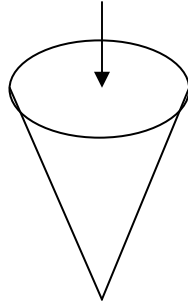
Name _____

Date _____

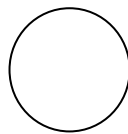
Cross-sections of Three-Dimensional Objects - Guided Lesson Explanation

Explanation#1

If we are looking at this object from the top, we will see the circle highlighted below:



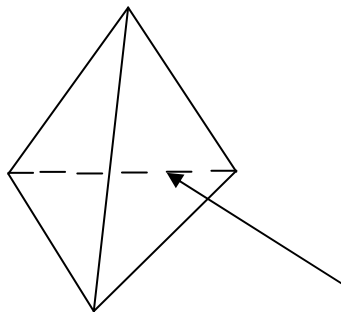
If we are looking at this object from the top, we will see:



So a. is a right answer.

Explanation#2

If we are looking at this object from the left, we will see the triangle highlighted below:



If we are looking at this object from the left, we will see:



So a. is a right answer.

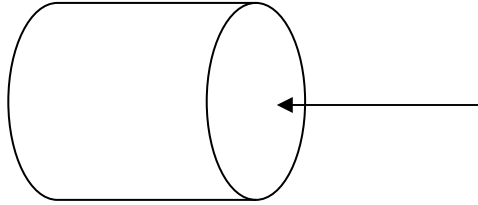


Name _____


Date _____

Explanation#3

If we were to be looking at this object from the right, we will see the circle highlighted below:



If we are looking at this object from the right, we will see:



So b. is a right answer.

