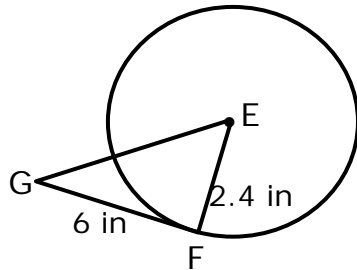


Tangent Lines - Matching Worksheet

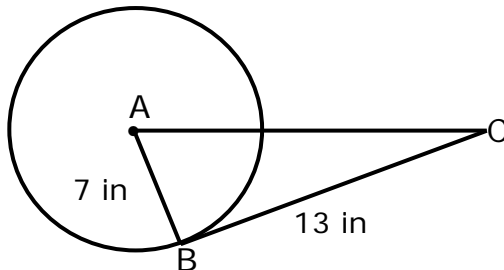
Write the letter of the answer that matches the problem.

- _____ 1. \overleftrightarrow{GF} is tangent to $\odot E$ with center E. What is EG?



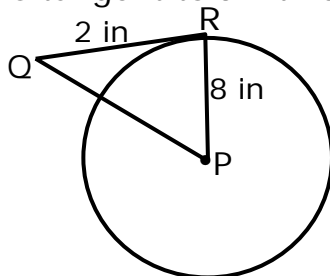
a. 14.8 inch

- _____ 2. \overleftrightarrow{BC} is tangent to $\odot A$ with center A. What is AC?



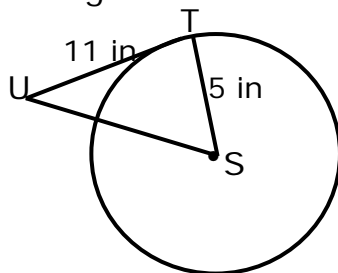
b. 8.2 inch

- _____ 3. \overleftrightarrow{QR} is tangent to $\odot P$ with center P. What is PQ?



c. 12.1 inch

- _____ 4. \overleftrightarrow{TU} is tangent to $\odot S$ with center S. What is SU?



d. 6.5 inch

