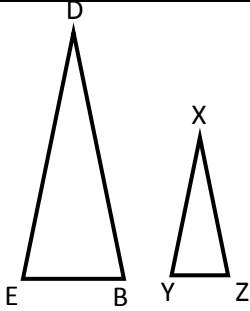
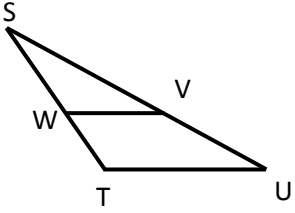
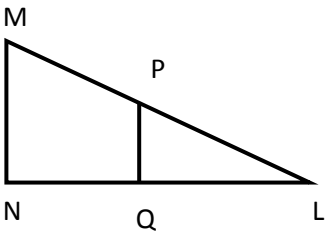


Name: _____

Date _____

Topic: Similarity of Triangles In Numeric Problems - Worksheet 1

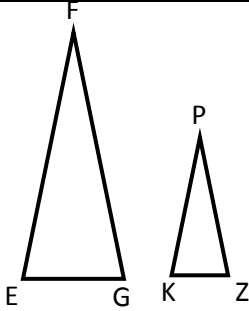
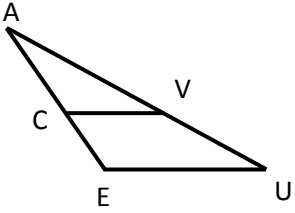
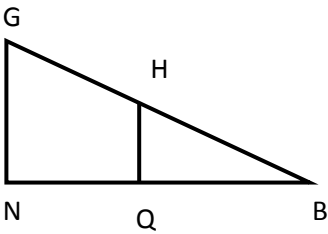
	<p>XY=18 YZ=8 DE=45 DB=50</p>	<p>In the figure given in the left, ΔXYZ is similar to ΔDEB.</p> <ol style="list-style-type: none"> 1. Find XZ 2. Find EB
	<p>SW=6 ST=14 SV=15 TU=9</p>	<ol style="list-style-type: none"> 3. Find SU 4. Find WV 5. Find WT 6. Find VU
	<p>MN=12 PQ=8 QL=10 PL=6</p>	<ol style="list-style-type: none"> 7. Find MP 8. Find NL
<p>9.</p>	<p><i>Jacob is 130 cm tall. His shadow is 100 cm long and the shadow of a building is 200 cm long. How tall is the building?</i></p>	
<p>10.</p>	<p><i>A man 150 cm tall casts a shadow that is 320 cm long. A building casts a shadow of 630 cm long. What is the height of the building?</i></p>	



Name: _____

Date _____

Topic: Similarity of Triangles In Numeric Problems - Worksheet 2

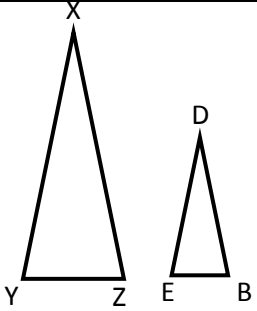
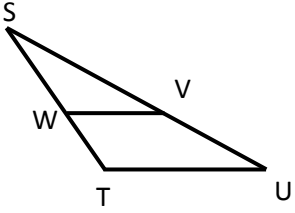
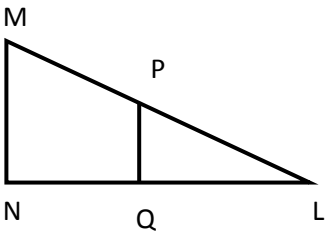
	<p>PK=23 KZ=14 FE=35 FJ=45</p>	<p>In the figure given in the left, ΔPKZ is similar to ΔFEJ.</p> <ol style="list-style-type: none"> 1. Find PZ 2. Find EJ
	<p>AC=8 AE=12 AV=17 EU=14</p>	<ol style="list-style-type: none"> 3. Find AU 4. Find CV 5. Find CE 6. Find VU
	<p>GN=15 HQ=10 QB=12 HB=8</p>	<ol style="list-style-type: none"> 7. Find GH 8. Find NB
<p>9.</p>	<p><i>Jacob is 170 cm tall. His shadow is 150 cm long and the shadow of a building is 300 cm long. How tall is the building?</i></p>	
<p>10.</p>	<p><i>A man 175 cm tall casts a shadow that is 420 cm long. A building casts a shadow of 840 cm long. What is the height of the building?</i></p>	



Name: _____

Date _____

Topic: Similarity of Triangles In Numeric Problems - Worksheet 3

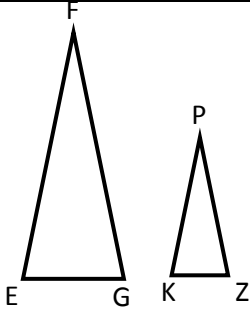
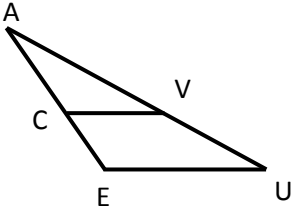
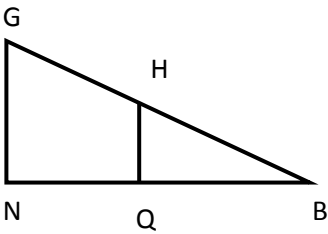
	<p>XY=20 YZ=5 DE=10 DB=15</p>	<p>In the figure given in the left, ΔXYZ is similar to ΔDEB.</p> <ol style="list-style-type: none"> 1. Find XZ 2. Find EB
	<p>SW=9 ST=18 SV=20 TU=10</p>	<ol style="list-style-type: none"> 3. Find SU 4. Find WV 5. Find WT 6. Find VU
	<p>MN=15 PQ=9 QL=13 PL=9</p>	<ol style="list-style-type: none"> 7. Find MP 8. Find NL
<p>9.</p>	<p><i>Jacob is 160 cm tall. His shadow is 200 cm long and the shadow of a building is 400 cm long. How tall is the building?</i></p>	
<p>10.</p>	<p><i>A man 140 cm tall casts a shadow that is 350 cm long. A building casts a shadow of 600 cm long. What is the height of the building?</i></p>	



Name: _____

Date _____

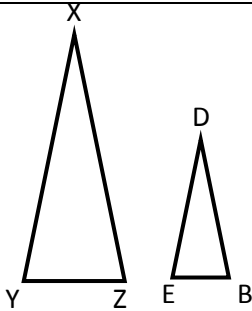
Topic: Similarity of Triangles In Numeric Problems - Worksheet 4

	<p>PK=20 KZ=12 FE=30 FJ=42</p>	<p>In the figure given in the left, ΔPKZ is similar to ΔFEJ.</p> <ol style="list-style-type: none"> Find PZ Find EJ
	<p>AC=10 AE=14 AV=15 EU=12</p>	<ol style="list-style-type: none"> Find AU Find CV Find CE Find VU
	<p>GN=17 HQ=12 QB=10 HB=13</p>	<ol style="list-style-type: none"> Find GH Find NB
<p>9.</p>	<p><i>Jacob is 125 cm tall. His shadow is 160 cm long and the shadow of a building is 320 cm long. How tall is the building?</i></p>	
<p>10.</p>	<p><i>A man 165 cm tall casts a shadow that is 400 cm long. A building casts a shadow of 800 cm long. What is the height of the building?</i></p>	



Name: _____

Date _____

Topic: Similarity of Triangles In Numeric Problems - Worksheet 5

$XY=24$

$YZ=6$

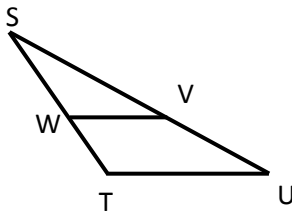
$DE=10$

$DB=16$

In the figure given in the left, ΔXYZ is similar to ΔDEB .

1. Find XZ

2. Find EB



$SW=10$

$ST=25$

$SV=15$

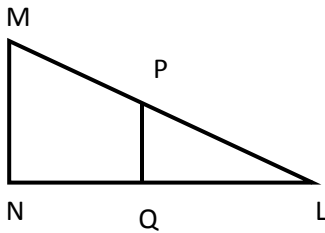
$TU=12$

3. Find SU

4. Find WV

5. Find WT

6. Find VU



$MN=20$

$PQ=10$

$QL=15$

$PL=10$

7. Find MP

8. Find NL

9.

Jacob is 125 cm tall. His shadow is 250 cm long and the shadow of a building is 450 cm long. How tall is the building?

10.

A man 150 cm tall casts a shadow that is 300 cm long. A building casts a shadow of 650 cm long. What is the height of the building?

