

Name _____


Date _____

Making Perpendicular and Parallel Lines- Independent Practice Worksheet

Complete all the problems.


1. Draw a parallel line to line RS. Start the line with point T.

T •




2. Draw a parallel line to line PQ. Start the line with point R.

R •



3. Draw a parallel line to line AB. Start the line with point C.

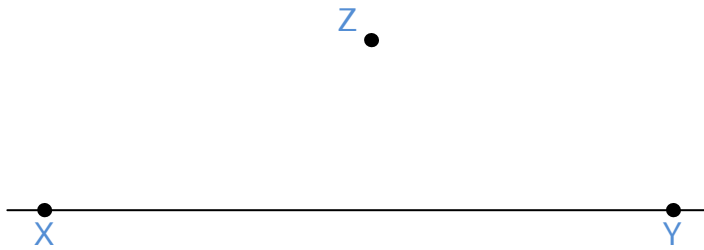
C •



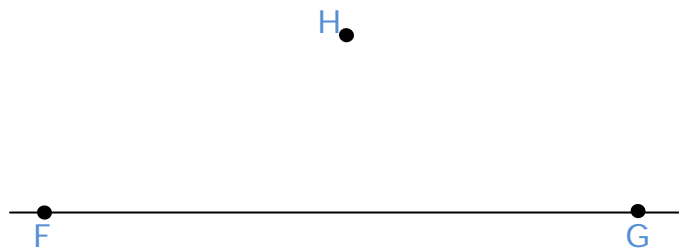
Name _____

Date _____

4. Draw a parallel line to line XY. Start the line with point Z.



5. Draw a parallel line to line FG. Start the line with point H.



6. Draw a perpendicular line to point V



7. Draw a perpendicular line to point D



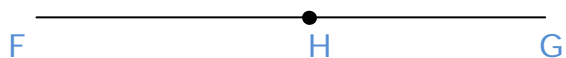
Name _____

Date _____

8. Draw a perpendicular line to point S



9. Draw a perpendicular line to point H



10. Draw a perpendicular line to point M

