

Name _____

Date _____

Function to Model a Linear Relationship - Independent Practice Worksheet

1. Find the equation that shows the linear relationship in the table below.

x	y
4	9
6	10
8	11

2. Calculate the equation that models the linear relationship in the table below.

x	y
0	7
1	4
2	1

3. Write an equation that models the linear relationship in the table below.

x	y
8	11
10	12
12	13



Name _____

Date _____

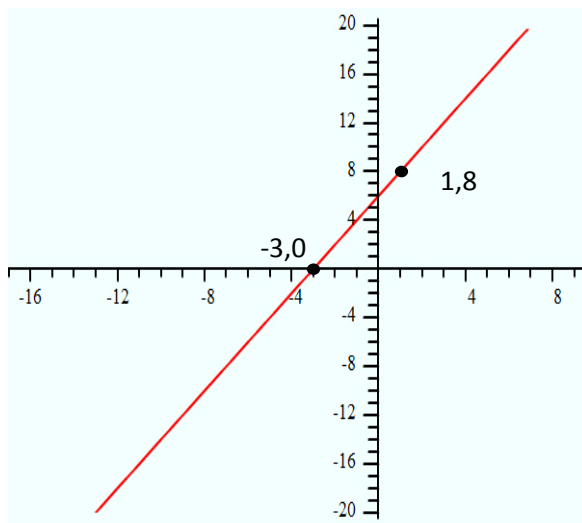
4. Write an equation that models the linear relationship in the table below.

x	y
10	12
12	13
14	14

5. Write an equation that models the linear relationship in the table below.

x	y
2	8
4	11
6	14

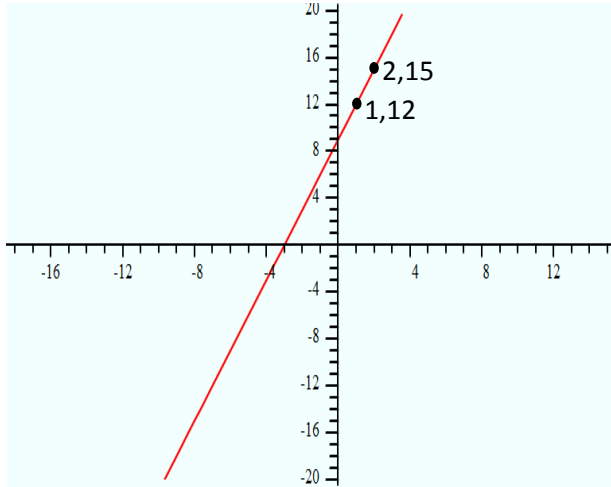
6. Write an equation that models the linear relationship in the graph below.



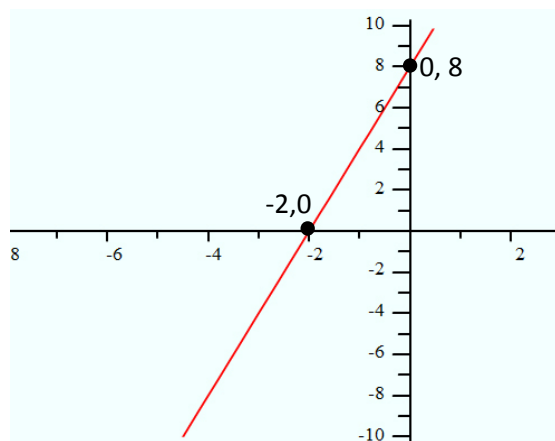
Name _____

Date _____

7, Write an equation that models the linear relationship in the graph below.



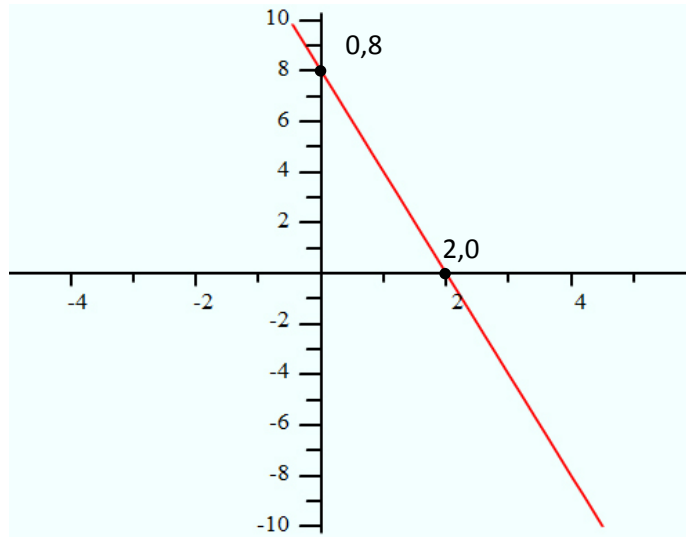
8. Write an equation that models the linear relationship in the graph below.



Name _____

Date _____

9. Write an equation that models the linear relationship in the graph below.



10. Write an equation that models the linear relationship in the graph below.

