

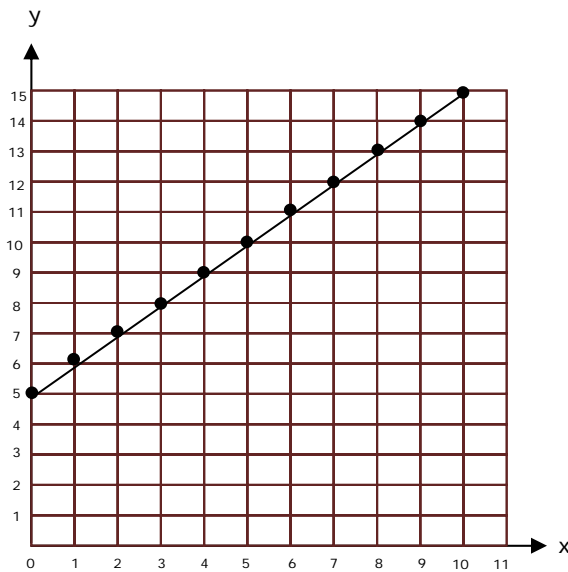
Name \_\_\_\_\_

Date \_\_\_\_\_

## Generating Math Patterns From Rules - Guided Lesson

Complete the following questions:

1) Use the graph to complete an input and output table.



In	Out
5	10
6	11
	13
10	15

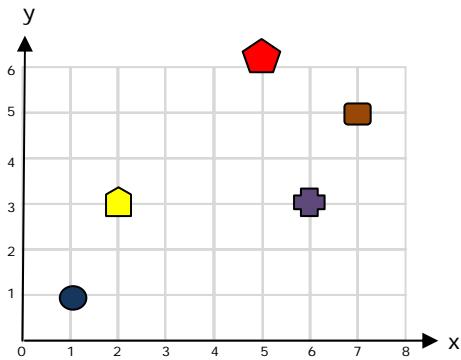




Name \_\_\_\_\_

Date \_\_\_\_\_

## 2) Plotting Ordered Pairs.

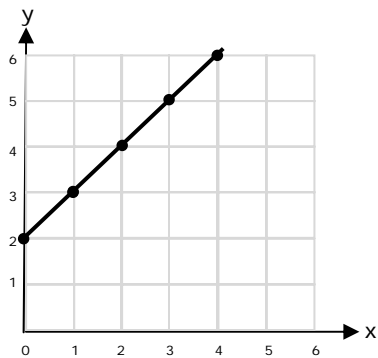
Which shape is at (5, 6)?



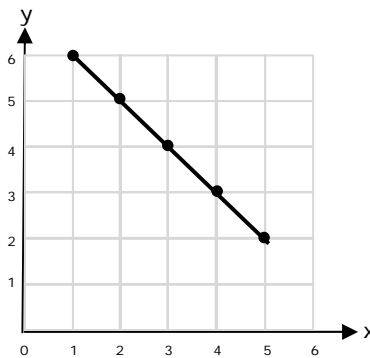
- 
- 
- 
- 

## 3) Which graph shows this function?

$$Y = x + 2$$



Graph A



Graph A

