

Name \_\_\_\_\_

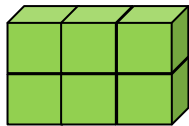
Date \_\_\_\_\_

### Measuring Volume with Unit Cubes - Matching Worksheet

Match the volume of object with object itself. The size of each side of the cubes (length, height, and width) are noted next to the object.

1.

\_\_\_\_\_

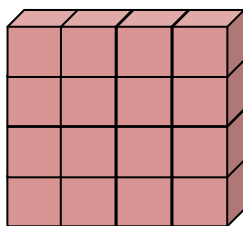


Each face = 4 cm

a. 405 cm<sup>3</sup>

2.

\_\_\_\_\_

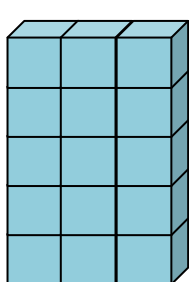


Each face = 2 cm

b. 4,000 cm<sup>3</sup>

3.

\_\_\_\_\_

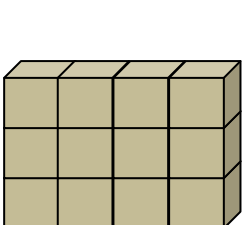


Each face = 3 cm

c. 384 cm<sup>3</sup>

4.

\_\_\_\_\_

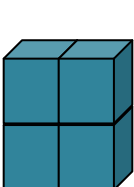


Each face = 5 cm

d. 128 cm<sup>3</sup>

5.

\_\_\_\_\_



Each face = 10 cm

e. 1,500 cm<sup>3</sup>

