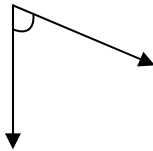


Identify Angles - Independent Practice Worksheet

A. Identify the angle shown in each picture.

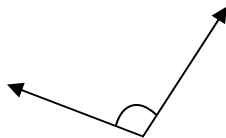
1.



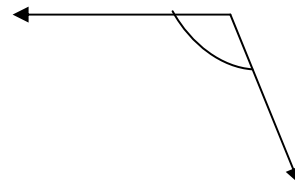
2.



3.

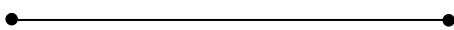


4.



B. Identify the figures as rays, lines, or line segments.


5.



6.

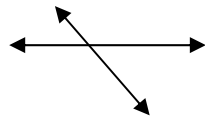


7.

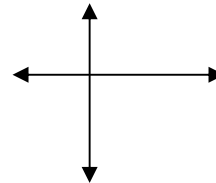


C. Identify figures as parallel, perpendicular, or intersecting.

8.



9.



10.

