

Making Equivalent Fractions - Guided Lesson Explanation

Explanation to #1

To reduce fractions, divide the "numerator" and "denominator" by the same number. But, make sure that both numbers are divided evenly.

Once we have divided, keep going if we can. If we can't divide any more numbers, then our fraction is in lowest terms. Now-

$$\text{Original fraction} = \frac{12}{14} = \text{Divide numerator \& denominator by 2} = \frac{12 \div 2}{14 \div 2} = \frac{6}{7}$$

So the lowest form is $\frac{6}{7}$.

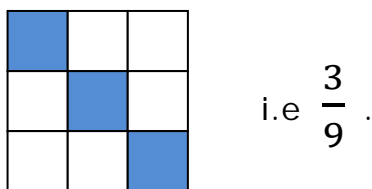
Explanation to #2

First, we have to write the models as fractions.



And the lowest form of $\frac{3}{6}$ is $\frac{1}{2}$

b)

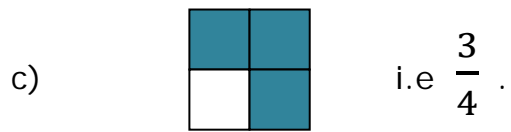


And the lowest form of $\frac{3}{9}$ is $\frac{1}{3}$

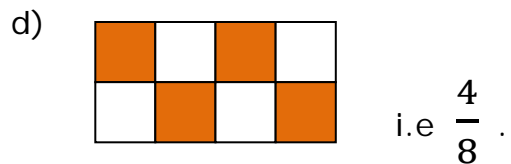


Name _____

Date _____

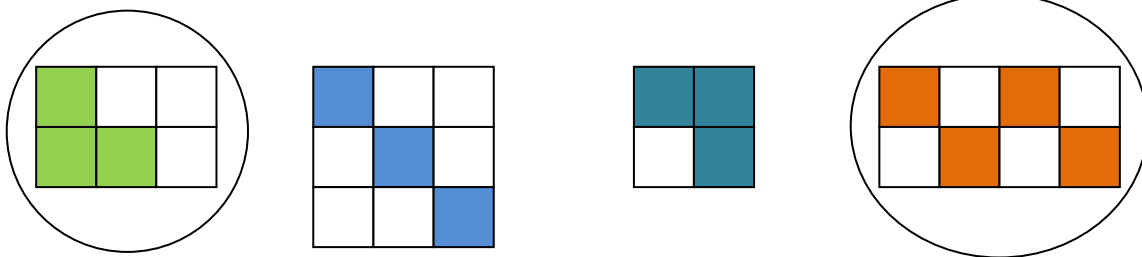


And $\frac{3}{4}$ is already in lowest form.



And the lowest form of $\frac{4}{8}$ is $\frac{1}{2}$

Step 3) Now we can see that model (a) and model (d) have equivalent fractions.



So, model (a) and model (d) have equivalent fractions.

Explanation to #3

First, we have to convert the fraction to the lowest form. As-

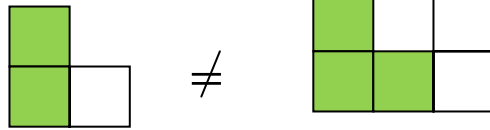
$$\frac{9}{15} = \frac{3}{5}$$



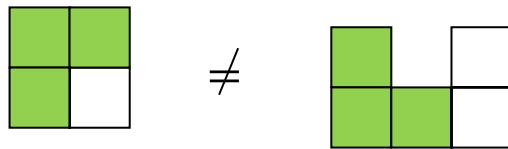
Name _____

Date _____

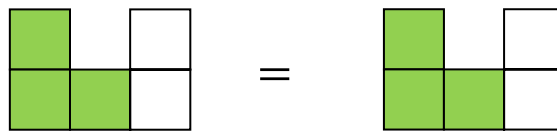
Now we come to the options-



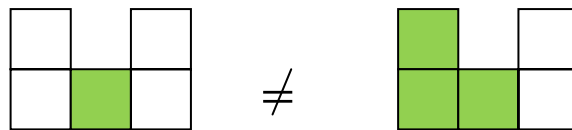
a. The fraction $\frac{2}{3}$ is not equal to $\frac{3}{5}$.



b. The fraction $\frac{3}{4}$ is not equal to $\frac{3}{5}$.



c. The fraction $\frac{3}{5}$ is equivalent to $\frac{3}{5}$.



d. And the fraction $\frac{1}{5}$ is not equal to $\frac{3}{5}$.

So the answer is c.

