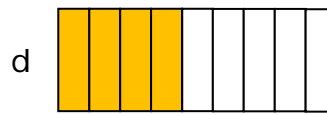
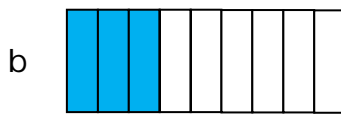
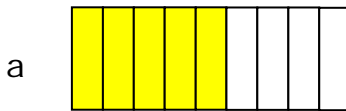


Understanding Visual Fractions Step-by-Step Lesson:

Lesson 1 Fraction Problem:

Which model displays the fraction $5/9$?

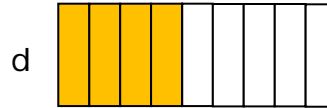
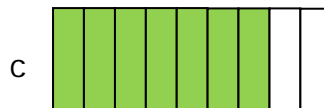



Explanation:

Step 1) First we look to see what is being asked of us.

“Which model displays the fraction $5/9$?”

Step 2) Count the number of equal parts of all the figures. There are 9 equal parts in all the models.



Step 3) Count the number of colored parts of (figure a). There are 5 colored parts in figure a. And in all the other figures : $b = 3$, $c = 7$, $d = 4$

So , model (a) displays the fraction $5/9$.

