

Name \_\_\_\_\_

Date \_\_\_\_\_

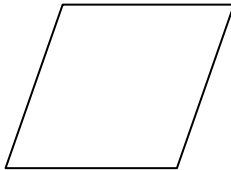
## Understanding Categories of Shapes - Step-by-Step Lesson

### Lesson 1 Name and define the shapes.


a.




b.



c.



d.



### Explanation:

Step 1) First we look to see what is being asked.

Step 2) now we have to define all shapes with their names.

a. Rectangle



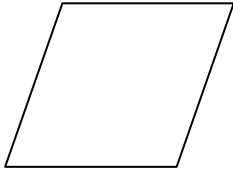
A rectangle has four straight sides and four right angles, one with unequal adjacent sides.



Name \_\_\_\_\_

Date \_\_\_\_\_

b. Rhombus



A rhombus has four equal sides and equal opposite angles, one with unequal adjacent sides.

c. Square



A square has four equal straight sides and four right angles.

d. Quadrilateral



A quadrilateral has four equal sides parallel to each other.

- Note: - All these shapes have four sides and 4 vertexes.

