






Name _____

Date _____

Using Tiling to Find Area - Matching Worksheet

The pieces below are one piece of four piece rectangle. Determine the length of the sides of the large rectangle based on the measures for the pieces below. Match the following problems with their solutions. Write the letter of the answer that matches the problem.

- _____ 1.  8
4
- _____ 2.  16
8
- _____ 3.  10
8
- _____ 4.  6
8
- _____ 5.  10
4
- a. 40,10
- b. 80,20
- c. 128,32
- d. 32,8
- e. 48,12

