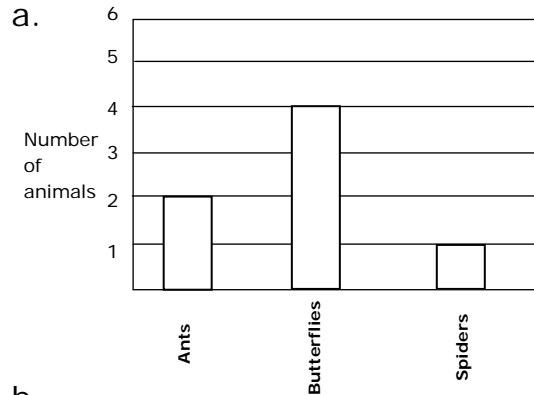


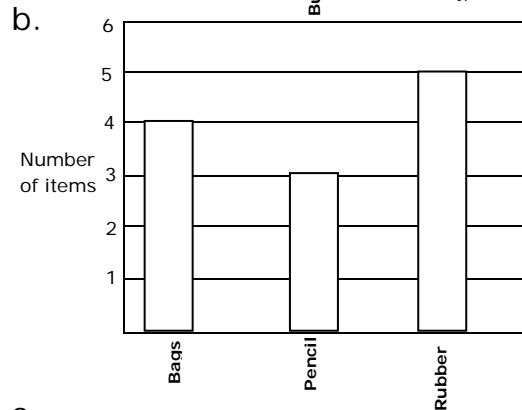
Graphs That Represent Data Sets - Matching Worksheet:

Match the letter of the graph that represents the problem.

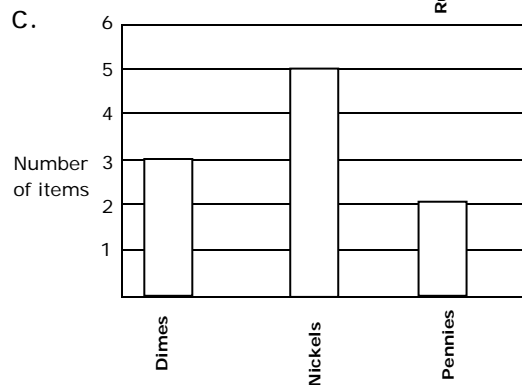
_____ 1. Nolan went grocery shopping and bought 4 apples, 2 limes, and 5 mangoes. He made a bar graph of the fruit he bought.



_____ 2. Molly asked her friends to vote for their favorite type of bug. The votes were 2 ants, 4 butterflies, and 1 spider. Make a bar graph showing how many people voted for each bug.



_____ 3. Ryan has 4 bags, 3 pencils, and 5 rubber bands. Make a bar graph showing these items.



_____ 4. Daniel collects coins. He has 3 dimes, 5 nickels, and 2 pennies. Make a bar graph showing these items.

