

Name _____

Date _____

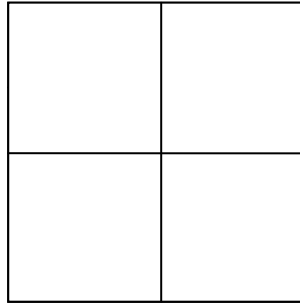
Partition Circles and Rectangles - Step-by-Step Lesson

Lesson 1 Partition circles and rectangles:

Which figure shows halves?



A




B

Explanation:

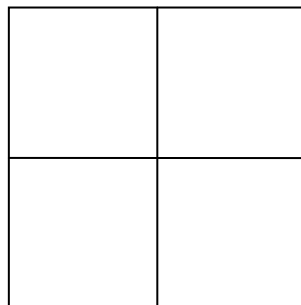
Halves mean that one of the two equal parts of something or 50% of one whole. Quarters mean that one of four equal parts of something or 25% of one whole.

The figure A, is divided into two equal parts.

The figure B, it is divided into four equal parts.



A



B

So, the figure A shows the halves.

