

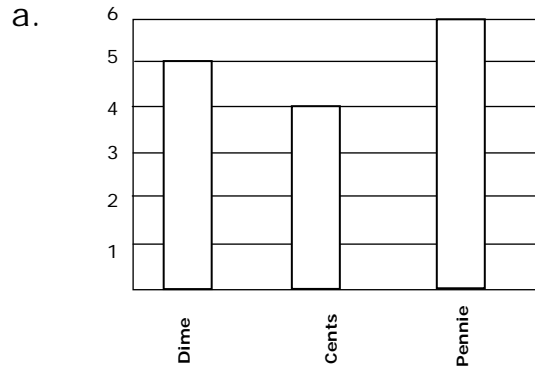
Name _____

Date _____

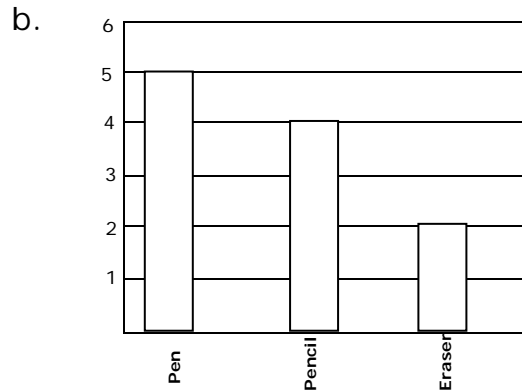
Graphs to represent a data set - Matching Worksheet

Match the bar graphs to the scenarios of the problems.

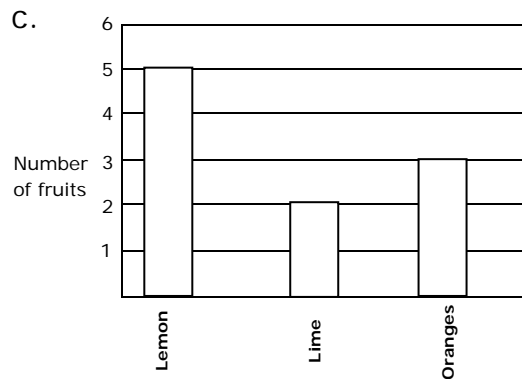
_____ 1. Gulliver went grocery shopping and bought 5 lemons, 2 limes, and 3 oranges. He made a bar graph of the fruit he bought.



_____ 2. Kelly asked his friends to vote for their favorite type of bug. The vote count was: 3 ants, 5 butterflies, 2 spiders. Make a bar graph showing how many people voted for each type of bug. Number of items



_____ 3. Kim has 5 pens, 4 pencils, and 2 erasers. Make a bar graph showing these items.



_____ 4. Jackson collects coins. He has 5 dimes, 4 cents, and 6 pennies. Make a bar graph showing these items.

