

Name \_\_\_\_\_

Date \_\_\_\_\_


### Measure the length Word Problems - Independent Practice

Complete all the problems by writing the proper measurements.


1. Each square below represents a foot of distance. Write the length of the object below.




2. Each square below represents an inch of distance. Write the length of the object below.



3. Each square below represents a meter of distance. Write the length of the object below.



4. Each square below represents a centimeter of distance. Write the length of the object below.



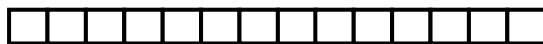
Name \_\_\_\_\_

Date \_\_\_\_\_

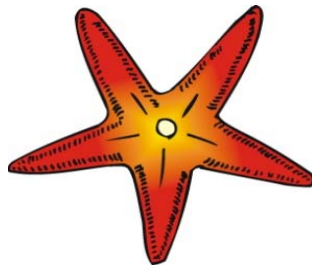
5. Each square below represents a yard of distance. Write the length of the object below.



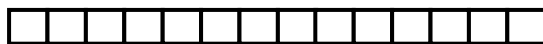
6. Each square below represents a foot of distance. Write the length of the object below.



7. Each square below represents a yard of distance. Write the length of the object below.



8. Each square below represents a foot of distance. Write the length of the object below.



Name \_\_\_\_\_

Date \_\_\_\_\_

9. Each square below represents a yard of distance. Write the length of the object below.



10. Each square below represents a foot of distance. Write the length of the object below.

