

Name _____

Date _____


Ten More Or Ten Less - Guided Lesson Explanation

Explanation to #1


We have 2 apples on the 1st tree and we have to draw 10 more than 2 on the 2nd tree.

$$2 + 10 = 12$$

So we have to draw 12 apples on 2nd tree.



2 apples



12 apples



Name _____


Date _____

Explanation to #2


We have 16 flowers in the 1st box and we have to draw 10 less than 16 in the second box.

$$16 - 10 = 6$$

So we have to draw 6 flowers in the 2nd box.



16 flowers



6 flowers

Explanation to #3

Now we have to write the next 3 numbers which are each 10 more than the number before it.

If for instance our number on the far left was 10.

First, we add $10 + 10 = 20$

Second, we add $20 + 10 = 30$

Third, we add $30 + 10 = 40$



Name _____

Date _____

Therefore, the next numbers are- 20 , 30 , 40.

Similarly, If we have to write next 3 numbers with a starting number to the right, each number to the left would decrease by ten.

For example: we have the number 40.

First, we subtract $40 - 10 = 30$

Second, we subtract $30 - 10 = 20$

Third, we subtract $20 - 10 = 10$

Therefore, the numbers are- 10 , 20 , 30.

We put this into practice now:

a. 24 34 44 54



b. 58 68 78 88



c. 43 53 63 73



d. 57 67 77 87

