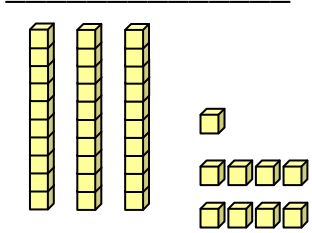


Name _____

Date _____

Visual Ones and Tens Place Explained

Fill in the table. Think of the '+' sign as 'and'.

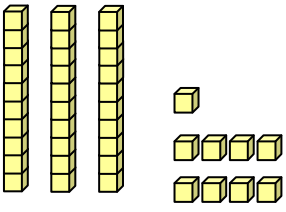
	$\underline{\quad} + \underline{\quad}$ <table border="1" style="margin: 0 auto;"> <tr> <td style="width: 30px; height: 30px;"></td> <td style="width: 30px; height: 30px;"></td> </tr> </table> tens ones		

Count the number of blocks. The big block is made up of 10 small blocks.

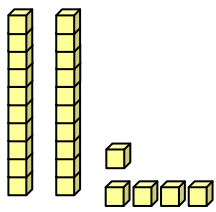
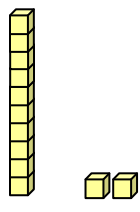
There are 39 blocks in all: 3 big blocks and 9 small blocks.

39 can be written as: $30 + 9$ or 3 tens and 9 ones.

So, the table can be completed as:

<p><u>Thirty-nine</u></p> 	$\underline{30} + \underline{9}$ <table border="1" style="margin: 0 auto;"> <tr> <td style="width: 30px; height: 30px; text-align: center;">3</td> <td style="width: 30px; height: 30px; text-align: center;">9</td> </tr> </table> tens ones	3	9
3	9		

Practice Problems

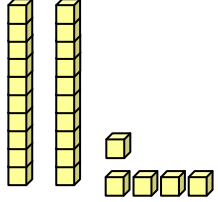
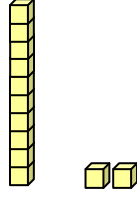
1	<p>Twenty-five</p> 	$\underline{\quad} + \underline{\quad}$ <table border="1" style="margin: 0 auto;"> <tr> <td style="width: 30px; height: 30px;"></td> <td style="width: 30px; height: 30px;"></td> </tr> </table> tens ones			2	<p>Twelve</p> 	$\underline{\quad} + \underline{\quad}$ <table border="1" style="margin: 0 auto;"> <tr> <td style="width: 30px; height: 30px;"></td> <td style="width: 30px; height: 30px;"></td> </tr> </table> tens ones		



Name _____

Date _____

Practice Problem Answers

1	<p>Twenty-five</p> 	$\begin{array}{r} 20 \\ + 5 \\ \hline \end{array}$ <table border="1" data-bbox="560 472 743 535"><tr><td>2</td><td>5</td></tr></table> <p>tens ones</p>	2	5	2	<p>Twelve</p> 	$\begin{array}{r} 10 \\ + 2 \\ \hline \end{array}$ <table border="1" data-bbox="1175 472 1359 535"><tr><td>1</td><td>2</td></tr></table> <p>tens ones</p>	1	2
2	5								
1	2								

