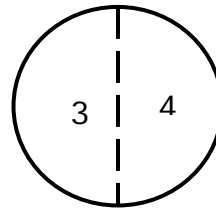
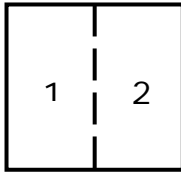


Name _____

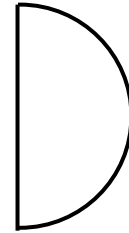


Date _____

Making Two-Dimensional Shapes - Step-by-Step Lesson

How many pieces do you need?



Write the number on the pieces below that fits into the shapes above.



A

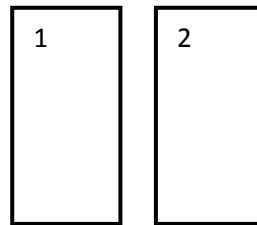
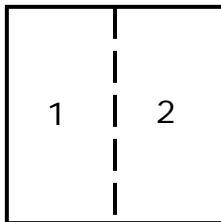
B

C

D

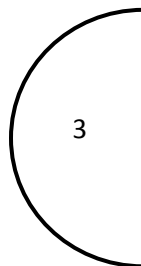
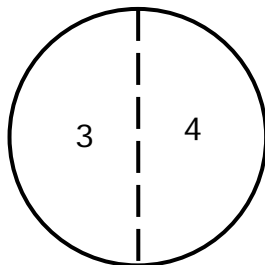
Explanation:

A and C fit into the rectangle as we see below. They could be either 1 or 2 each.

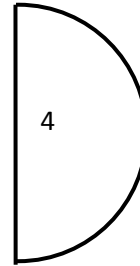


A

C



B



D

If we didn't move B or D around, B could only fit in 3 and D could only fit in 4.

