

Name \_\_\_\_\_

Date \_\_\_\_\_

## Above and Below, Left and Right - Independent Practice Worksheet

1) Circle all the objects above the Car. Draw a rectangle around all the objects below the Car.



A



C



E



Car



B



D



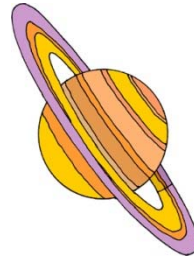
F



Name \_\_\_\_\_

Date \_\_\_\_\_

2) Circle all the objects above the Soccer Ball. Draw a rectangle around all the objects below the Soccer Ball.



A

D

E



Soccer Ball



C



B

F



Name \_\_\_\_\_

Date \_\_\_\_\_

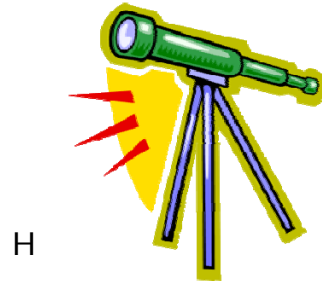


3) Circle all the objects above the Sun. Draw a rectangle around all the objects below the Sun.



Name \_\_\_\_\_

Date \_\_\_\_\_

4) Circle all the objects above the Tree. Draw a rectangle around all the objects below the Tree.



Name \_\_\_\_\_

Date \_\_\_\_\_

5) Circle all the objects above the T.V. Draw a rectangle around all the objects below the T.V.



F



G



I



T.V.



K



J




H



Name \_\_\_\_\_

Date \_\_\_\_\_

6) Circle the Dog that is facing Right.



A



C



B







D



Name \_\_\_\_\_

Date \_\_\_\_\_


7) Circle the Elephant that is facing Left.



Name \_\_\_\_\_

Date \_\_\_\_\_


8) Circle the Snake that is facing Left.



A



C



B



D







Name \_\_\_\_\_

Date \_\_\_\_\_


9) Circle the Lion that is facing Left.



A



C



B



D



Name \_\_\_\_\_

Date \_\_\_\_\_

10) Circle the Parrot that is facing Right.



A



C



B



D

