





Name _____

Date _____

Favorite Fruit Data Chart Worksheet

Use the table graph to answer the questions.

Favorite fruit

Fruit	Number
	Strawberry 9
	Grapes 6
	Pear 3
	Orange 2

1	How many people chose Pear as their favorite fruit?
2	How many people chose Strawberry as their favorite fruit?
3	How many more people chose Grapes than Pear?
4	How fewer people chose Orange than Strawberry?
5	How many people did not choose Strawberry as their favorite fruit?
6	How many more people chose Pear than Orange?
7	How many people did not choose Grapes as their favorite fruit?
8	How fewer people chose Orange than Grapes?
9	How many people did not choose Orange as their favorite fruit?
10	How many people participated in the survey?

