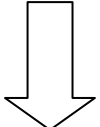











Name _____

Date _____

Finding Lines of Symmetry Worksheet

Answer the following:

1	Does the figure have a line of symmetry?  Yes ___ No ___	2	Does the figure have a line of symmetry?  Yes ___ No ___
3	Does the figure have a line of symmetry?  Yes ___ No ___	4	Does the figure have a line of symmetry?  Yes ___ No ___
5	Does the figure have a line of symmetry?  Yes ___ No ___	6	Does the figure have a line of symmetry?  Yes ___ No ___
7	Does the figure have a line of symmetry?  Yes ___ No ___	8	Does the figure have a line of symmetry?  Yes ___ No ___
9	Does the figure have a line of symmetry?  Yes ___ No ___	10	Does the figure have a line of symmetry?  Yes ___ No ___

