

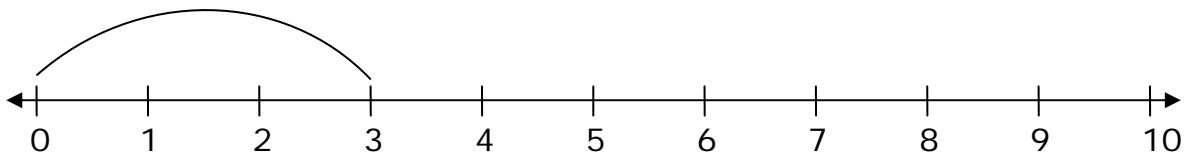
Name _____

Date _____

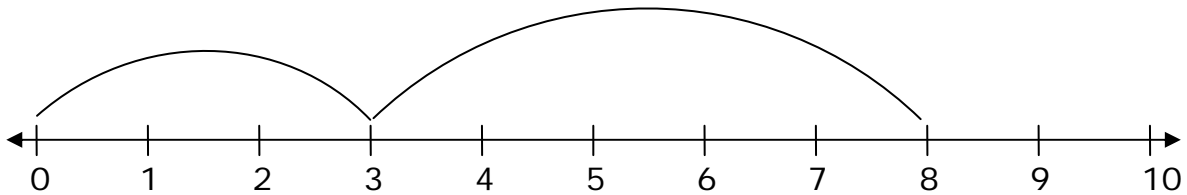
Number Line Addition - Guided Lesson Explanation

Explanation#1

Count from 0 to 3. So the arrow is on number 3.



Count from 3 to 8. We counted 5 numbers till 8.

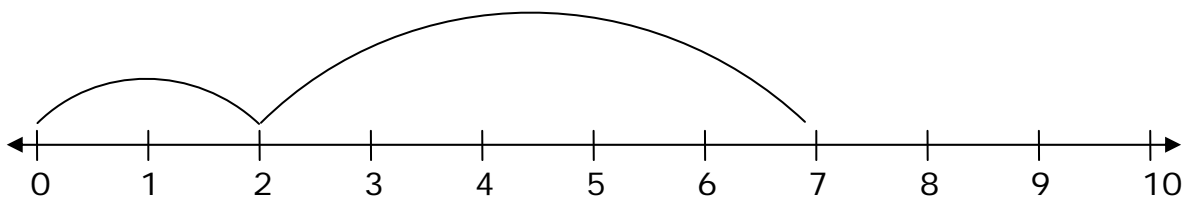


The answer is 8.

Explanation#2

Step 1) First we have to see what is being asked.

“What sum does the number line show?”



First we start counting according to the first arrow. So 0 to 2. That is 2.

$$2 + \underline{\quad} =$$

And the Second arrow starts from 2 and ends at 7. The number is 5.

So we count $2 + 5 = 7$ The answer is 7.



Name _____

Date _____

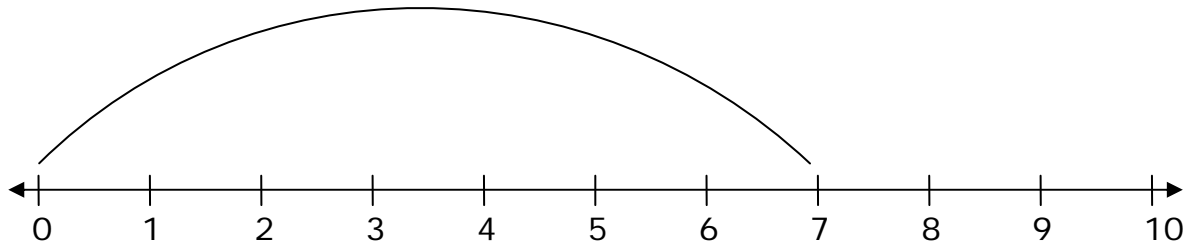
Explanation#3

Step 1) First we have to see what is being asked.

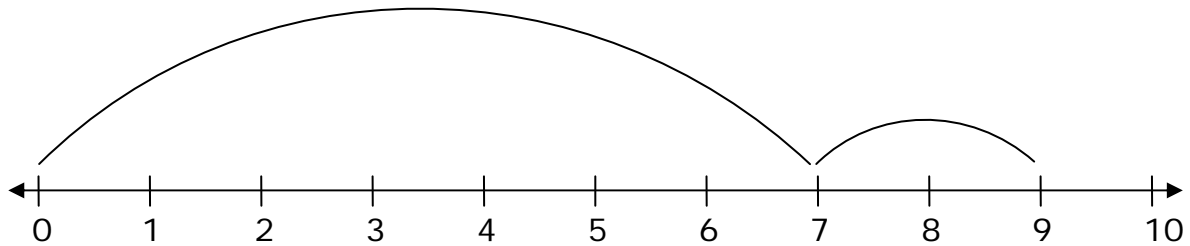
“Draw two arrows on the number line to indicate the addition problem.”

$$7 + 2 =$$

Step 2) First we add number 7. So the arrow is number 0 to number 7.



Second we add the number 2. So the arrow starts at number 7 and moves to number 9.



So the answer is 9.

