

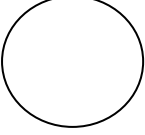
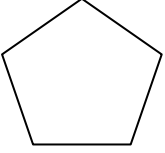
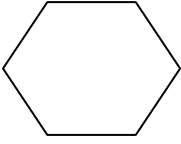

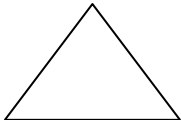
Name: _____

Date _____

Topic: Learning Shapes - Worksheet 1

Match each shape to its name

Shapes and their properties

- | | | | | |
|----|---|----|-----|-----------|
| 1. |  | A. | 6. | Pentagon |
| 2. |  | B. | 7. | Oval |
| 3. |  | C. | 8. | Triangle |
| 4. |  | D. | 9. | Hexagon |
| 5. |  | E. | 10. | Trapezoid |



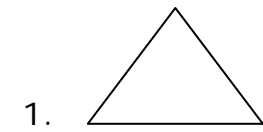
Name: _____

Date _____

Topic: Learning Shapes - Worksheet 2

Match each shape to its name

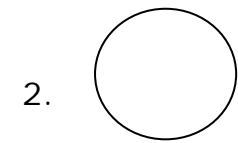
Shapes and their properties



A.

6.

Trapezoid



B.

7.

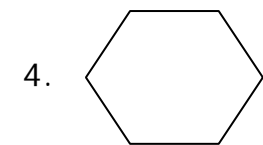
Pentagon



C.

8.

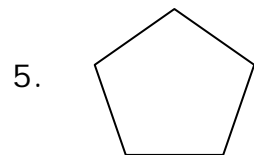
Hexagon



D.

9.

Triangle



E.

10.

Oval



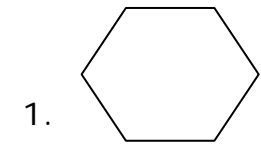
Name: _____

Date _____

Topic: Learning Shapes - Worksheet 3

Match each shape to its name

Shapes and their properties



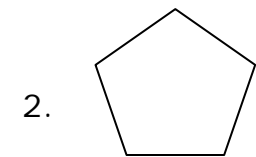
A.

6.

Shape

Number of sides

Oval



B.

7.

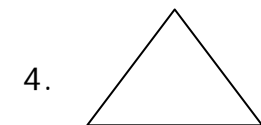
Triangle



C.

8.


Hexagon



D.

9.

Pentagon



E.

10.

Trapezoid



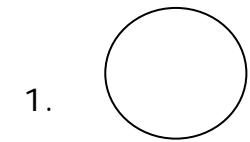
Name: _____

Date _____

Topic: Learning Shapes - Worksheet 4

Match each shape to its name

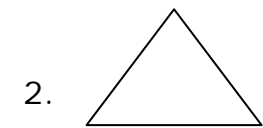
Shapes and their properties



A.

6.

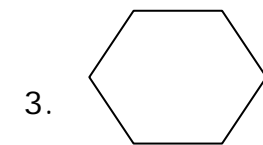
Oval



B.

7.

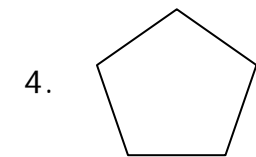
Triangle



C.

8.

Trapezoid



D.

9.

Hexagon



E.

10.

Trapezoid



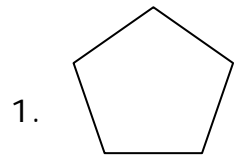
Name: _____

Date _____

Topic: Learning Shapes - Worksheet 5

Match each shape to its name

Shapes and their properties



A.

6.

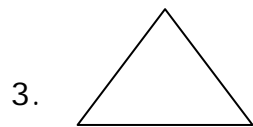
Oval



B.

7.

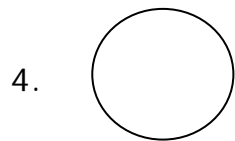
Triangle



C.

8.

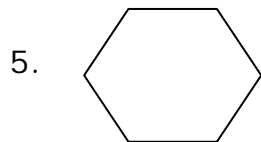
Hexagon



D.

9.

Trapezoid



E.

10.

Pentagon

