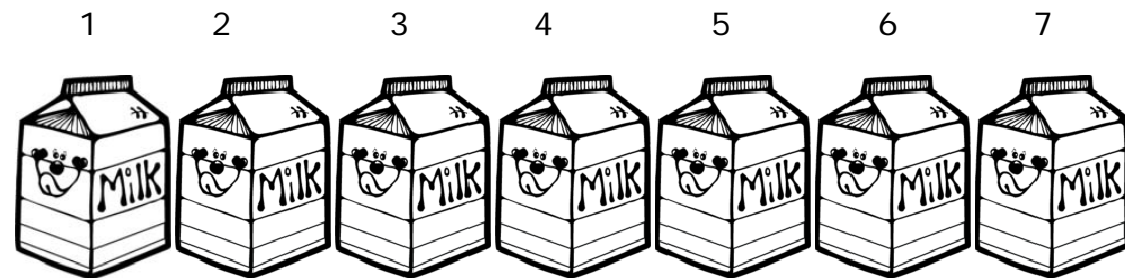
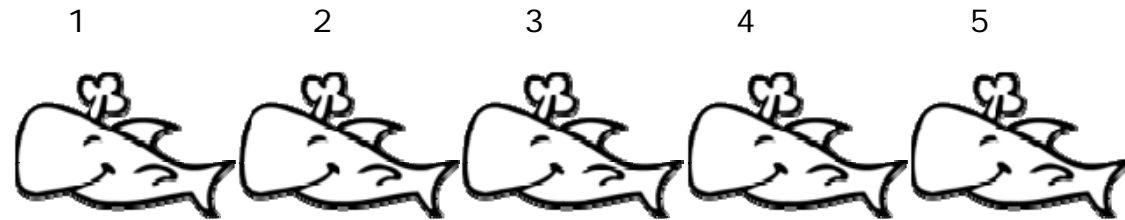


Name: _____

Date _____

Compare Sets of Objects Guided Lesson Explanation

One thing that we first have to do here is count all the sets of objects that we have. When you count you should get:






Answering #1: We are asked to compare the number of whales (5) to the number of cartons of milk (7). 5 is fewer than 7, so the answer is whales.

Answering #2: We compare the number of striped fish (4) to the number of cartons of milk (7). 7 is more than 4, so cartons of milk is our answer.

Answering #3: The living things would be whales (5) and striped fish (4). If we count them all, it comes to 9.

Answering #4: The data chart should have an "X" for every number we count. It should look like this by the end:

	X	X	X	X	X			
	X	X	X	X	X	X	X	
	X	X	X	X				

