


Name: _____

Date _____

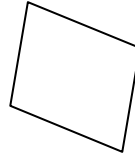
Identify Quadrilaterals - Worksheet 1

Identify and/or make the Quadrilateral indicated.

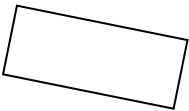
1.



2.



3.



4. Parallelogram

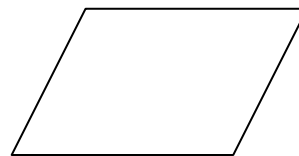
5. Rectangle

6.



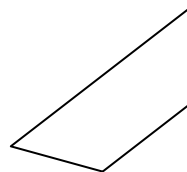
7. Square

8.



9. Rhombus

10.




Name: _____

Date _____

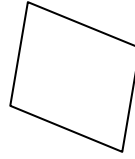
Identify Quadrilaterals - Worksheet 2

Identify and/or make the Quadrilateral indicated.

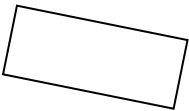
1.



2.




3.



4. Parallelogram

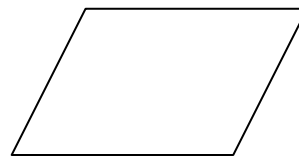
5. Rectangle

6.



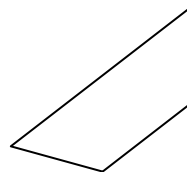
7. Square

8.



9. Rhombus

10.



Name: _____

Date _____

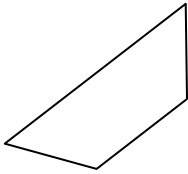
Identify Quadrilaterals - Worksheet 3

Identify and/or make the Quadrilateral indicated.

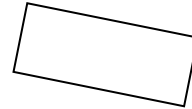
1. Parallelogram

2. Square

3.




4.



5. Rhombus

6.



7. Parallelogram

8. Trapezoid

9. Square

10. Parallelogram




Name: _____

Date _____

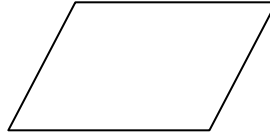
Identify Quadrilaterals - Worksheet 4

Identify and/or make the Quadrilateral indicated.

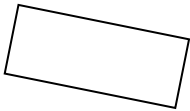
1.



2.



3.



4. Trapezoid

5. Rhombus

6. Square

7. Parallelogram

8.



9. Square

10. Parallelogram



Name: _____

Date _____

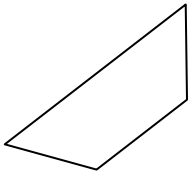
Identify Quadrilaterals - Worksheet 5

Identify and/or make the Quadrilateral indicated.


1. Rhombus

2. Square

3.



4.



5. Rhombus

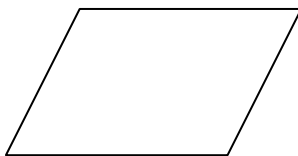
6.



7. Parallelogram

8. Trapezoid

9.



10. Rectangle

