

Name \_\_\_\_\_

Date \_\_\_\_\_

Topic: Simple Picture Multiplication - Worksheet 1


1.



Each woman wants to reach each diamond ring. Draw a line from each woman to each ring. How many lines did you draw?



\_\_\_\_\_



Each child wants to reach each balloon. Draw a line from each child to each balloon. How many lines did you draw?

\_\_\_\_\_



Each parrot wants to reach each tree. Draw a line from each parrot to each tree. How many lines did you draw?

\_\_\_\_\_



Each child wants to reach each book. Draw a line from each child to each book. How many lines did you draw?

\_\_\_\_\_



Name \_\_\_\_\_

Date \_\_\_\_\_

Topic: Simple Picture Multiplication - Worksheet 2

1.



Each girl wants to reach each Pearl.  
Draw a line from each girl to each Pearl.  
How many lines did you draw?

\_\_\_\_\_



2.



Each child wants to reach each chair.  
Draw a line from each child to each chair.  
How many lines did you draw?

\_\_\_\_\_



3.



Each child wants to reach each kite.  
Draw a line from each child to each kite.  
How many lines did you draw?

\_\_\_\_\_



4.



Each butterfly wants to reach each flower.  
Draw a line from each butterfly to each flower.  
How many lines did you draw?

\_\_\_\_\_



Name \_\_\_\_\_

Date \_\_\_\_\_

Topic: Simple Picture Multiplication - Worksheet 3


1.



Each boy wants to reach each piece of toast. Draw a line from each boy to each piece of toast. How many lines did you draw?

\_\_\_\_\_

2.



Each man wants to reach each car. Draw a line from each man to each car. How many lines did you draw?

\_\_\_\_\_


3.



Each child wants to reach each cake. Draw a line from each child to each cake. How many lines did you draw?

\_\_\_\_\_

4.



Each rabbit wants to reach each carrot. Draw a line from each rabbit to each carrot. How many lines did you draw?

\_\_\_\_\_



Name \_\_\_\_\_

Date \_\_\_\_\_

Topic: Simple Picture Multiplication - Worksheet 4

1.



Each boy wants to reach each pair of slippers. Draw a line from each boy to each pair of slippers. How many lines did you draw?

\_\_\_\_\_



2.



Each girl wants to reach each hat. Draw a line from each girl to each hat. How many lines did you draw?

\_\_\_\_\_



3.



Each man wants to reach each cell phone. Draw a line from each man to each cell phone. How many lines did you draw?

\_\_\_\_\_



4.



Each boy wants to reach each bat. Draw a line from each boy to each bat. How many lines did you draw?

\_\_\_\_\_



Name \_\_\_\_\_

Date \_\_\_\_\_

Topic: Simple Picture Multiplication - Worksheet 5

1.



Each man wants to reach each car. Draw a line from each man to each car. How many lines did you draw?



\_\_\_\_\_

2.



Each girl wants to reach each dessert. Draw a line from each girl to each dessert. How many lines did you draw?



\_\_\_\_\_

3.



Each man wants to reach each jacket. Draw a line from each man to each jacket. How many lines did you draw?



\_\_\_\_\_

4.



Each man wants to reach each computer. Draw a line from each boy to each computer. How many lines did you draw?



\_\_\_\_\_

